

Job Name: 26-1301 WCSC New Pre-K Classroom Addition
Job Location: Newburgh, IN
Contractor: Hahn Excavating, Inc.

PC: E. Bradley
 TECH: S. Felletter
 Plant: Beaver Dam



Structure ID: 24 FES-20 FES
 Spec: HEADWALLS
 Type: FES FLARED END SEC. BELL (OUTLET)
 Size: 24"

Rim: 0'
 Invert: 0'
 Rim to Invert: 0'

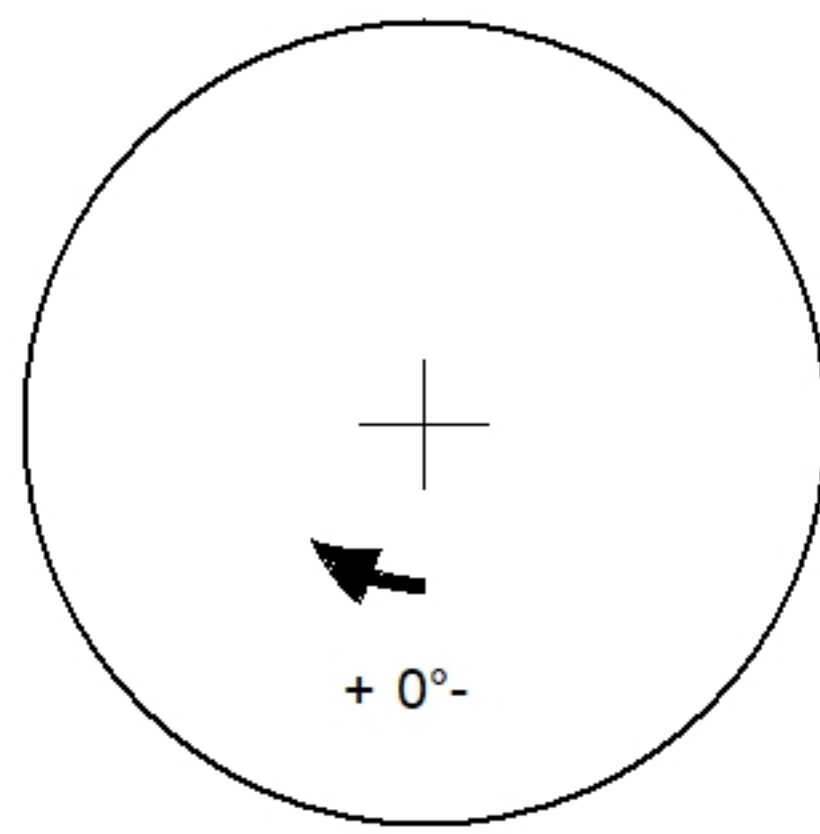
Sump: 24"
 Floor (Top): -2'
 Floor Height: 0"

Floor (Bot): -2'
 Overall Height: 2'
 Slack: 0"

Structure Notes:

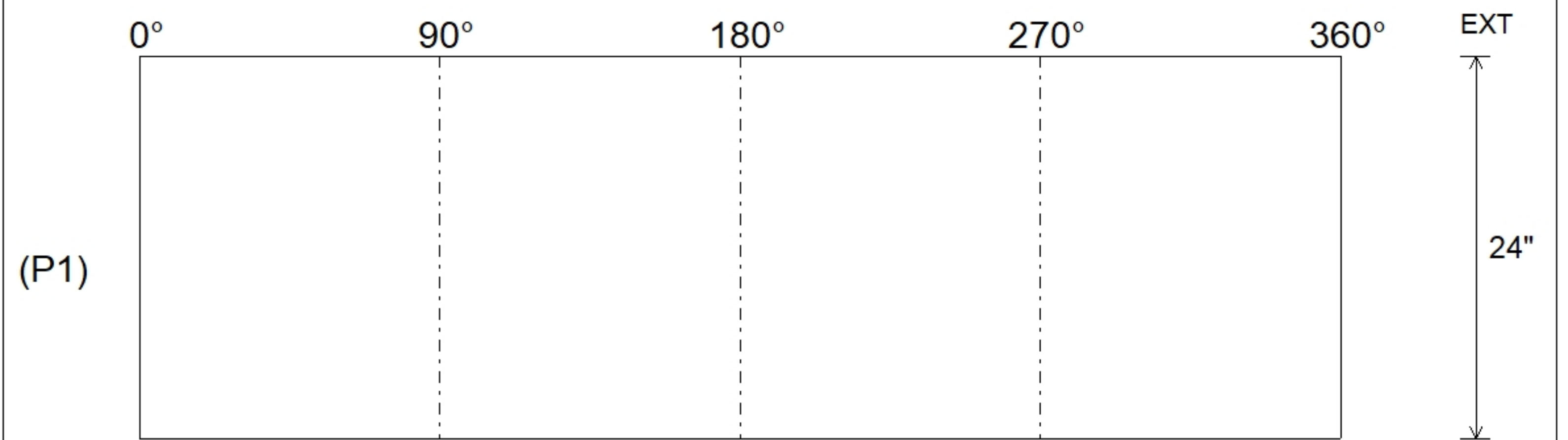
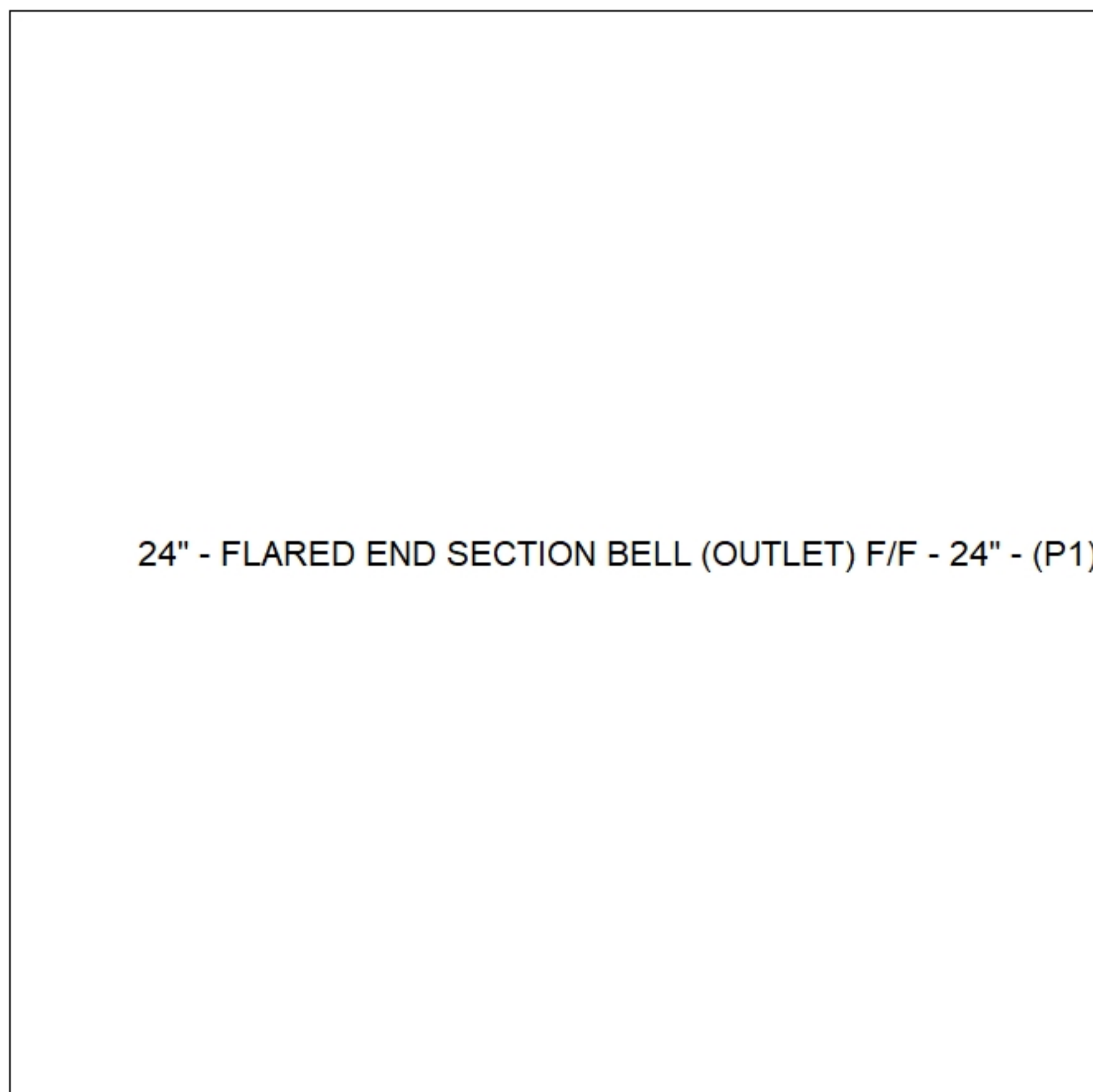
STRUCTURE SUMMARY:

P1) 24" - FLARED END SECTION BELL (OUTLET) F/F - 24" 2361 lb
 Structure Total: 2361 lb



Position	Elev	Angle	Pipe	Pipe OD	Hole	Connector	Up ()	Ref
Rim	0'							
Reducer								
Invert 1								
Invert 2								
Invert 3								
Invert 4								
Invert 5								
Invert 6								
Invert 7								
Invert 8								

Default - Interior Dimensions



Submittal Drawing
 3/24/2026 10:19:04 AM

SUBMITTAL
 APPROVED BY: