

Job Name: 26-1232 - Mustang Village Apartments Ph.1  
 Job Location: Paducah, KY  
 Contractor: Wood Brothers

Plant: 100  
 4/21/2026 8:04:07 PM

Tech: Jared - F  
 PC: T. Lewis



**Structure ID: SSMH B-2-51 SS-MH**

**P2 MH048RS36**

**MH RISER T/G**

- P4) 24" - CASTING HEIGHT - 7"
- P3) 48" - ECC CONE w/ 24" HOLE F/G - 30"
- P2) 48" - MH RISER T/G - 36"
- P1) 48" - MH BASE T/n - 24"
- 1) JOINT WRAP - 0.065"x6"x50' CONSEAL CS212
- 1) JOINT WRAP PRIMER - CONSEAL CS-75 (1 gal.)
- 1) 48" - MH INVERT CHANNEL - FULL HEIGHT
- 1) CASTING - HOE MC-375 F/C Sanitary
- 2) 48" - Conseal CS-102 1.00" (Double)
- 2) PSX - 12-08 NYLO
- 7) MH Step ML-10-TDS-NCR - 10"

0 lb  
 2050 lb  
 2515 lb  
 2911 lb  
 0 lb  
 0 lb  
 1440 lb  
 271 lb  
 0 lb  
 16 lb  
 0 lb  
 -----  
 Structure Total: 9203 lb

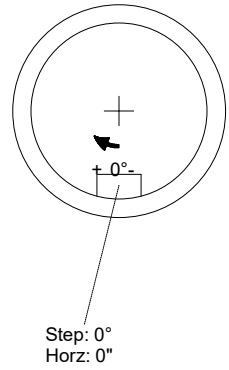
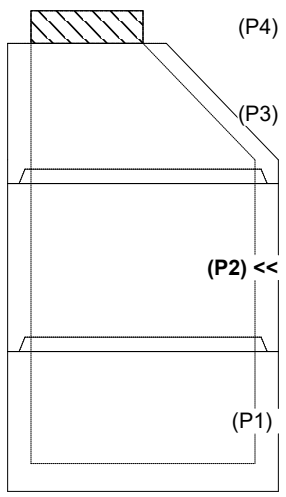
Structure Notes:  
 1. PER ASTM C478 SPECIFICATIONS.  
 2. CONCRETE = 4,000 PSI AT 28 DAYS.  
 3. CASTING BY ICAST (HOE MC-375 F/C SANITARY)

REINFORCING PER ASTM A615 (GRADE 60).  
 - CONE (As .12)  
 - RISER/WALLS (As .12)  
 - FLOOR (As .31) #5 BARS AT 12" C.C.E.W.

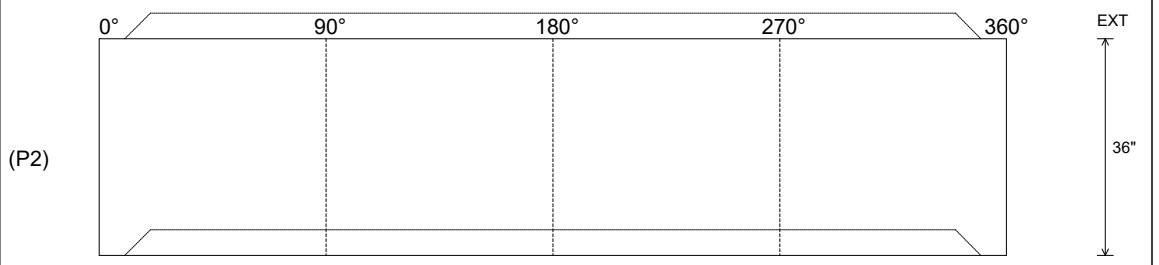
Rim: 381.92' Rim to Invert: 8' Slack: 1" Sump: 2" Step Position: 0°

Position	Elev	Angle	Ext. (cw)	Pipe	Pipe OD	Connector	Hole	Horz Size	Up ( )	Offset
Invert 1										
Invert 2										
Invert 3										
Invert 4										
Invert 5										
Invert 6										
Invert 7										
Invert 8										

**RIGHT-SIDE UP VIEW (int. dimensions)**



**INSIDE WALL DIMENSIONS**



Coating (Int): Coating (Ext):	Seam Up: Tongue Seam Dn: Groove	Wall Thickness: 5" Floor Height: 0"	Height (Int): 36" Height (Ext): 36"	Weight (Net): 2515 lb Volume (Net): 0.64cu.yd
----------------------------------	------------------------------------	--	--	--