

Job Name: 26-1232 - Mustang Village Apartments Ph.1
 Job Location: Paducah, KY
 Contractor: Wood Brothers

Plant: 100
 4/21/2026 8:03:25 PM

Tech: Jared - F
 PC: T. Lewis



Structure ID: S38-38 ST-DBI

P1 BX2424-08BA42

BOX BASE 8inW, 8inF F/n

- P2) 24" x 24" - CASTING HEIGHT - 0"
- P1) 24" x 24" - BOX BASE 8inW, 8inF F/n - 42"
- 1) CASTING - HOE HOE-315 ANGLE F/G
- 1) 24" x 24" - Conseal CS-102 1.00"
- 1) Hole - 18
- 1) Hole - 14

0 lb
 4357 lb
 258 lb
 0 lb
 0 lb
 0 lb

 Structure Total: 4615 lb

- Structure Notes:**
1. PER ASTM C913 SPECIFICATIONS.
 2. CONCRETE = 4,000 PSI AT 28 DAYS.
 3. NO STEPS AND NO INVERT CHANNEL.
 4. CASTING BY ICAST (HOE-315 ANGLE F/G)

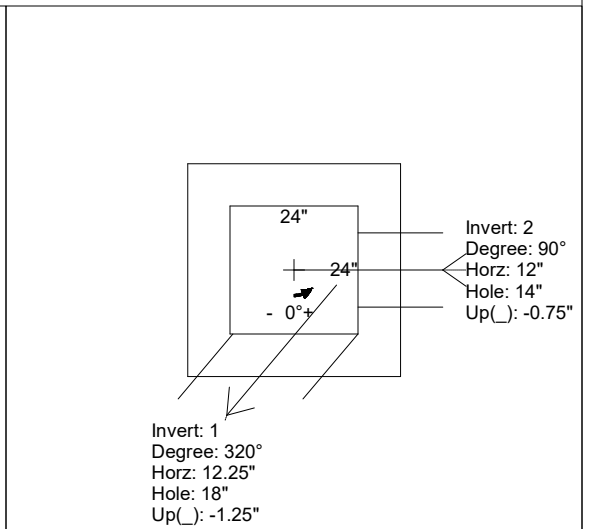
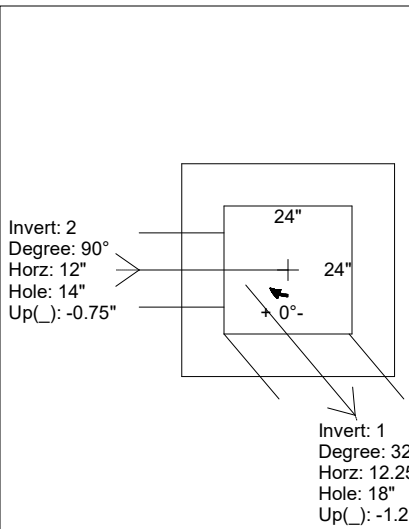
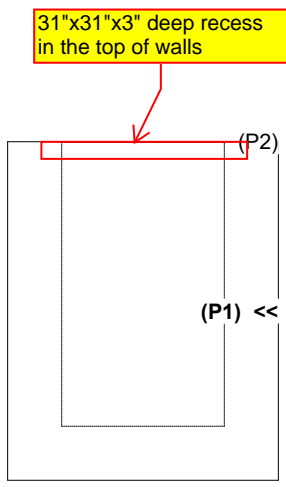
REINFORCING PER ASTM A615 (GRADE 60).
 - WALLS (As .12) #5 BARS AT 12" C.C.E.W.
 - FLOOR (As .12) #5 BARS AT 12" C.C.E.W.

Rim: 382.33' Rim to Invert: 3.57' Slack: 0.84" Sump: 0" Step Position:

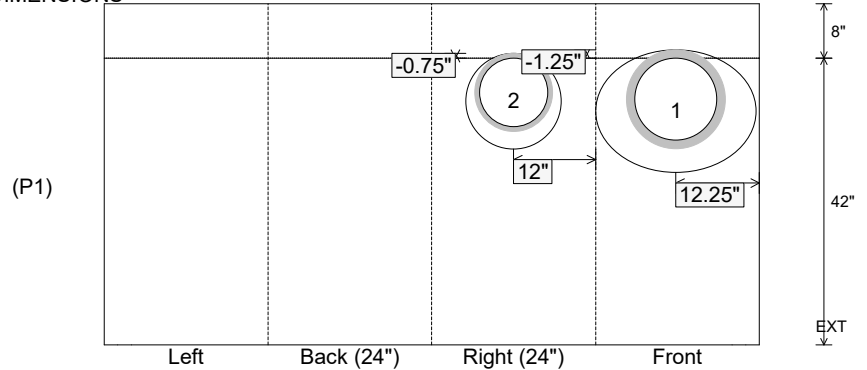
Position	Elev	Angle	Ext. (cw)	Pipe	Pipe OD	Connector	Hole	Horz Size	Up ()	Offset
Invert 1	378.76'	320°	13.5"	12" HDPE	14.5"	Hole 18	18"	23.497"	-1.25"	7.902"
Invert 2	378.76'	90°	20"	10" HDPE	11.4"	Hole 14	14"	14"	-0.75"	0"
Invert 3										
Invert 4										
Invert 5										
Invert 6										
Invert 7										
Invert 8										

RIGHT-SIDE UP VIEW (int. dimensions)

UPSIDE-DOWN VIEW (int. dimensions)



INSIDE WALL DIMENSIONS



Coating (Int): Coating (Ext):	Seam Up: Flat Seam Dn: n/a	Wall Thickness: 8" Floor Height: 8"	Height (Int): 42" Height (Ext): 50"	Weight (Net): 4357 lb Volume (Net): 1.11cu.yd
----------------------------------	-------------------------------	--	--	--