

Job Name: 26-1232 - Mustang Village Apartments Ph.1
Job Location: Paducah, KY
Contractor: Wood Brothers

PC: T. Lewis
 TECH: Jared - F
 Plant: 100



Structure ID: **S28-28 DBI13G**

Spec: KYTC
 Type: DBI TYPE 13G private
 Size: 15" x 27"

Rim: 376'
 Invert: 373.5'
 Rim to Invert: 2.5'

Sump: 0"
 Floor (Top): 373.5'
 Floor Height: 8"

Floor (Bot): 372.833'
 Overall Height: 3.167'
 Slack: 0"

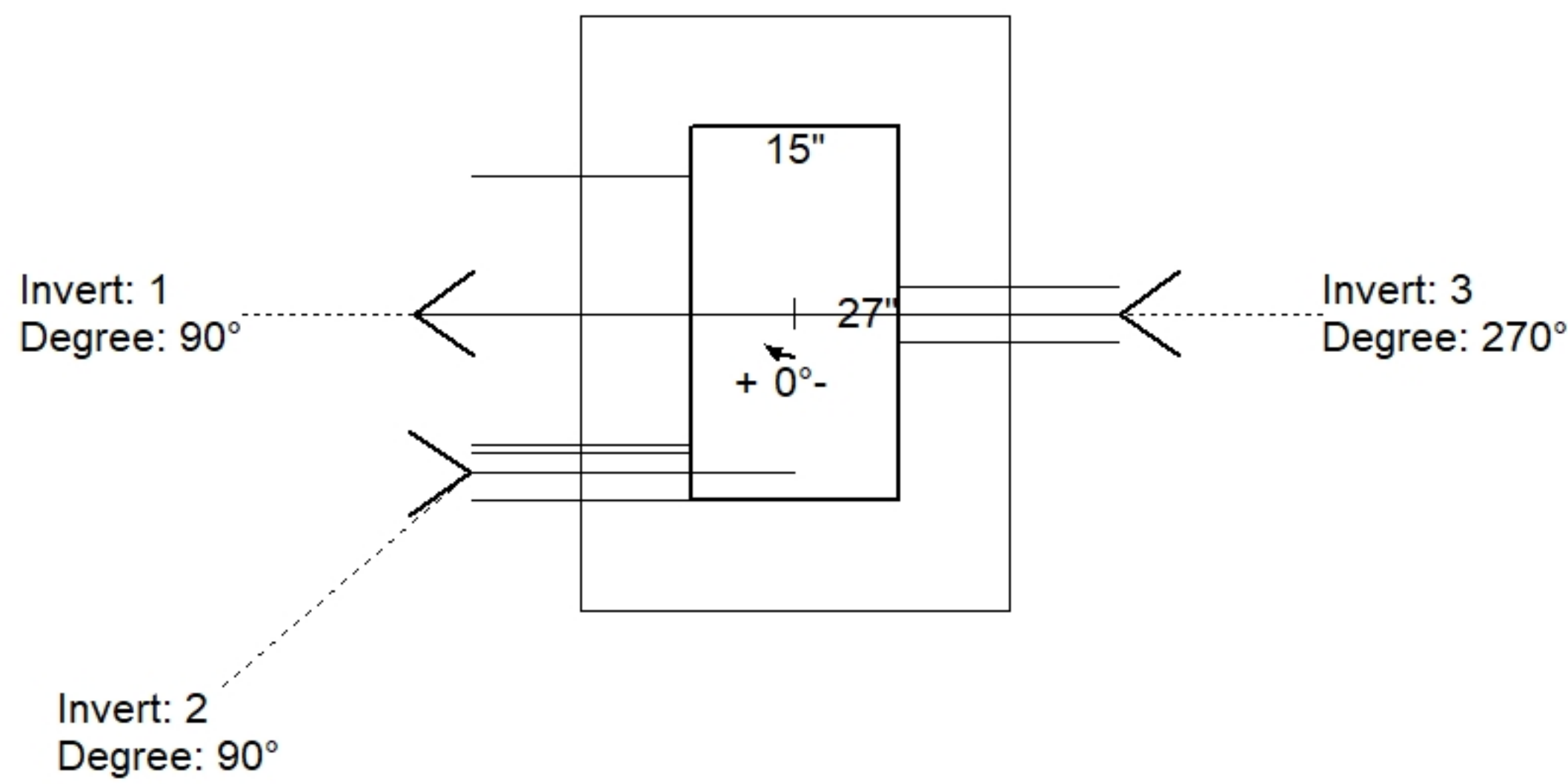
Structure Notes:

- KYTC DBI TYPE 13G / ASTM C-913 SPEC'S.
- CONCRETE = 4,000 PSI AT 28 DAYS.
- CASTING BY ICAST (HOE KY-230-G F/G (GRADE)).

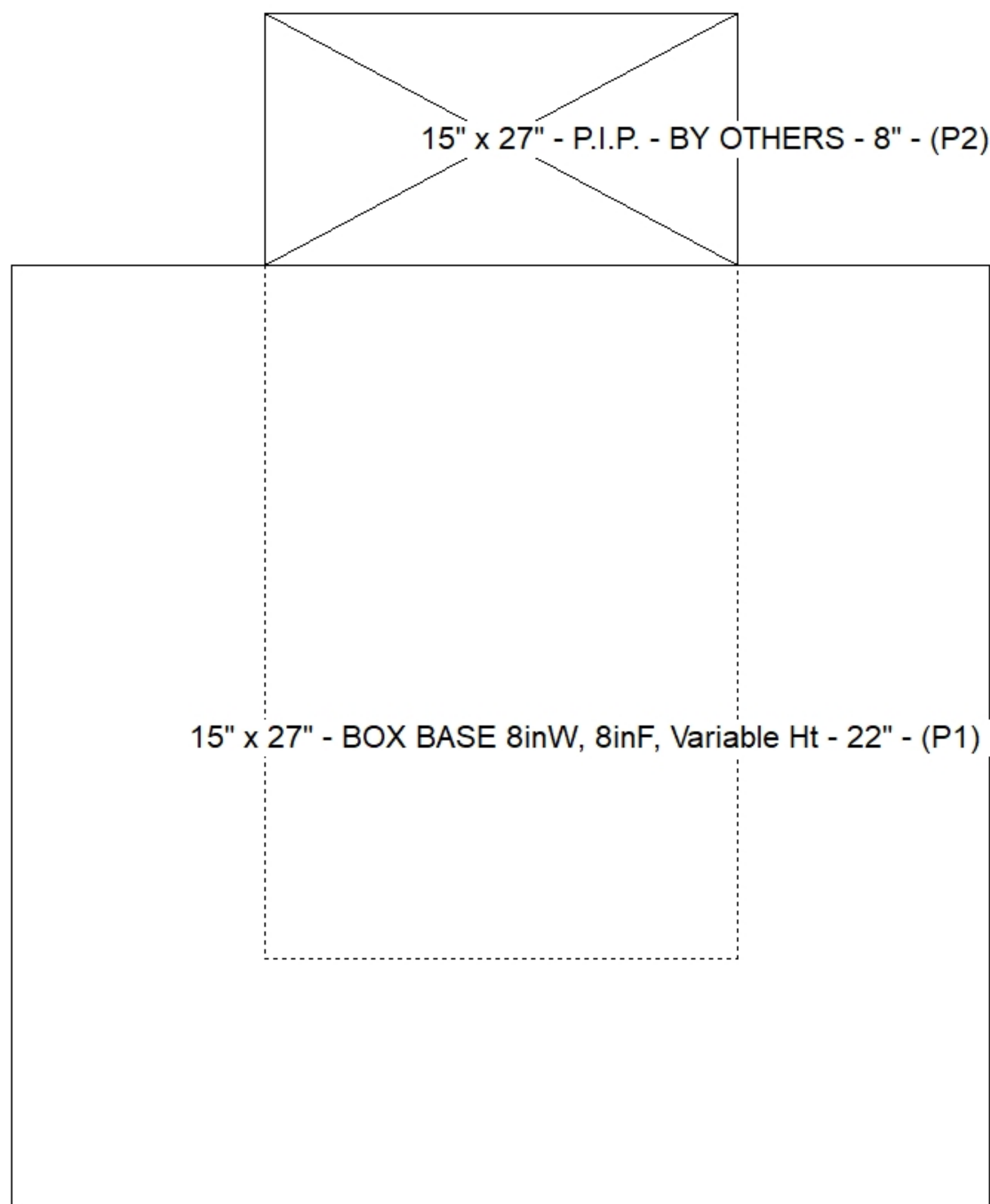
REINFORCING PER ASTM A615 (GRADE 60).
 - WALLS (As .31) #5 BARS AT 12" C.C.E.W..
 - FLOOR (As .31) #5 BARS AT 12" C.C.E.W.

STRUCTURE SUMMARY:

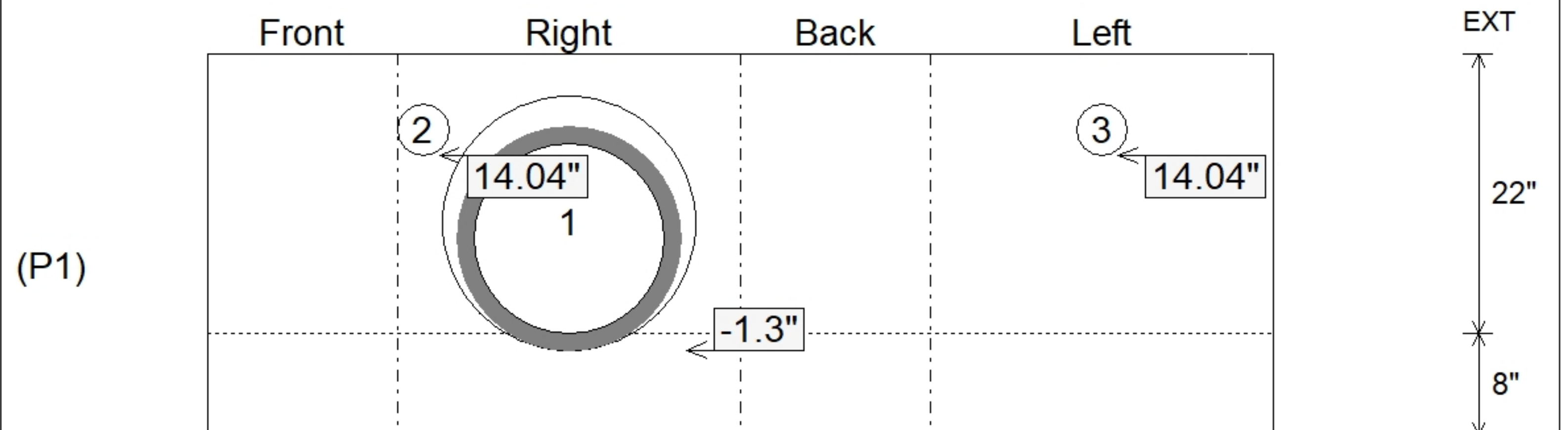
P2) 15" x 27" - P.I.P. - BY OTHERS - 8"	0 lb
P1) 15" x 27" - BOX BASE 8inW, 8inF, Variable Ht - 22"	2407 lb
1) CASTING - HOE KY-230-G F/G (GRADE)	237 lb
1) SECONDARY POUR - WALLS	0 lb
1) 15" x 27" - Conseal CS-102 1.00"	0 lb
1) Hole - 20	0 lb
2) Hole - 4	0 lb
Structure Total:	2644 lb



Position	Elev	Angle	Pipe	Pipe OD	Hole	Connector	Up (")	Ref
Rim	376'							
Reducer								
Invert 1	373.5'	90°	15" HDPE	17.6"	20"	Hole 20	-1.3"	P1
Invert 2	374.67'	90°	4" WEEP HOLE	4"	4"	Hole 4	14.04"	P1
Invert 3	374.67'	270°	4" WEEP HOLE	4"	4"	Hole 4	14.04"	P1
Invert 4								
Invert 5								
Invert 6								
Invert 7								
Invert 8								



Default - Interior Dimensions



Submittal Drawing
 4/24/2026 2:05:34 PM

SUBMITTAL
 APPROVED BY: