

Job Name: 26-1232 - Mustang Village Apartments Ph.1
 Job Location: Paducah, KY
 Contractor: Wood Brothers

Plant: 100
 4/21/2026 8:03:14 PM

Tech: Jared - F
 PC: T. Lewis



Structure ID: S24-24 ST-DBI

P1 MH048BAVF

MH BASE Custom Ht F/n

- P3) 24" x 24" - CASTING HEIGHT - 0"
- P2) 48" - MH FLAT TOP w/24"x24" Hole F/F - 7"
- P1) 48" - MH BASE Custom Ht F/n - 29"
- 1) CASTING - HOE HOE-315 ANGLE F/G
- 1) 48" - Conseal CS-102 1.00"
- 1) 24" x 24" - Conseal CS-102 1.00"
- 2) Hole - 24

0 lb
 1214 lb
 2962 lb
 258 lb
 0 lb
 0 lb
 0 lb
 0 lb

 Structure Total: 4433 lb

Structure Notes:
 1. PER ASTM C478 SPECIFICATIONS.
 2. CONCRETE = 4,000 PSI AT 28 DAYS.
 3. NO STEPS AND NO INVERT CHANNEL.
 4. CASTING BY ICAST (HOE-315 ANGLE F/G).

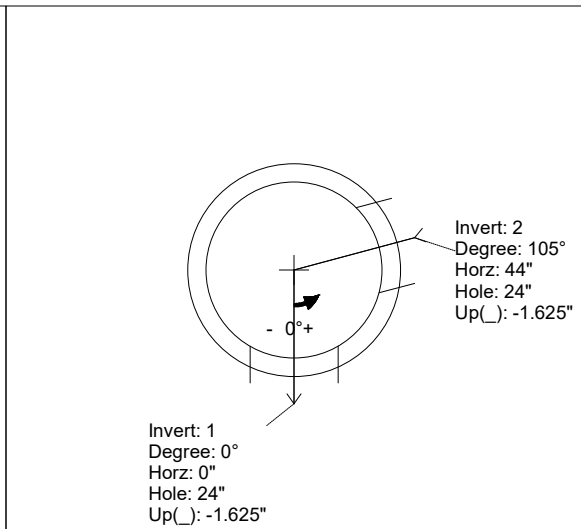
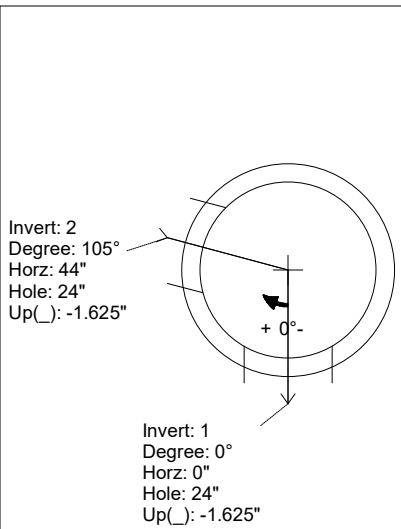
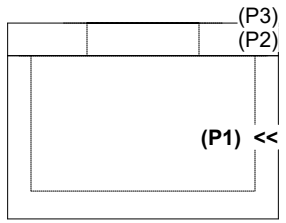
 REINFORCING PER ASTM A615 (GRADE 60).
 - TOP SLAB (As .62) #5 BARS AT 6" C.C.E.W..
 - RISER/WALLS (As .12)
 - FLOOR (As .31) #5 BARS AT 12" C.C.E.W.

Rim: 379' Rim to Invert: 3.04' Slack: 0.48" Sump: 0" Step Position:

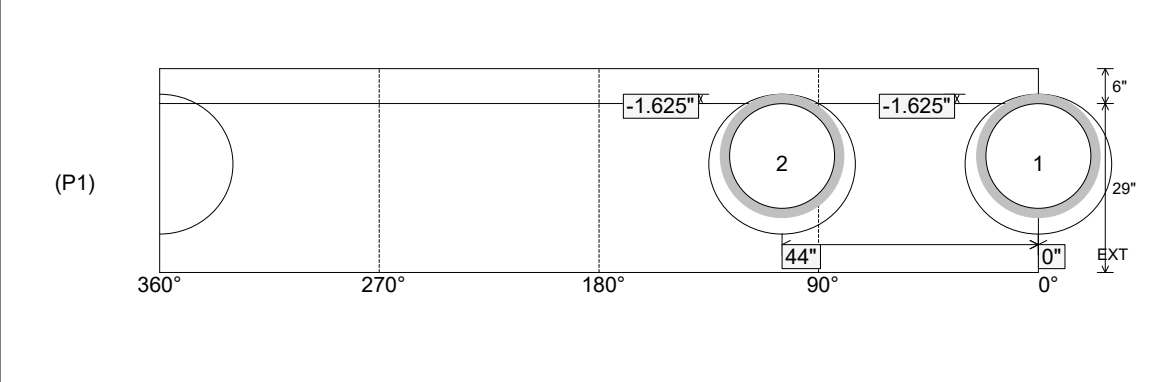
Position	Elev	Angle	Ext. (cw)	Pipe	Pipe OD	Connector	Hole	Horz Size	Up ()	Offset
Invert 1	375.96'	0°	0"	18" HDPE	21.2"	Hole 24	24"	25.133"	-1.625"	0"
Invert 2	375.96'	105°	53.125"	18" HDPE	21.2"	Hole 24	24"	25.133"	-1.625"	0"
Invert 3										
Invert 4										
Invert 5										
Invert 6										
Invert 7										
Invert 8										

RIGHT-SIDE UP VIEW (int. dimensions)

UPSIDE-DOWN VIEW (int. dimenions)



INSIDE WALL DIMENSIONS



Coating (Int): Coating (Ext):	Seam Up: Flat Seam Dn: n/a	Wall Thickness: 5" Floor Height: 6"	Height (Int): 29" Height (Ext): 35"	Weight (Net): 2962 lb Volume (Net): 0.76cu.yd
----------------------------------	-------------------------------	--	--	--