

Job Name: 26-1232 - Mustang Village Apartments Ph.1
 Job Location: Paducah, KY
 Contractor: Wood Brothers

Plant: 100
 4/21/2026 8:03:08 PM

Tech: Jared - F
 PC: T. Lewis



Structure ID: S17-17 DBI13G

P1 BX2436-08BVF

BOX BASE 8inW, 8inF, Variable Ht F/n

- P3) 15" x 27" - P.I.P. - BY OTHERS - 8"
- P2) 24" x 36" - CB FT REDUCER 15"X27" HOLE T/F - 8"
- P1) 24" x 36" - BOX BASE 8inW, 8inF, Variable Ht F/n - 29"
- 1) CASTING - HOE KY-230-G F/G (GRADE)
- 1) 24" x 36" - Conseal CS-102 1.00"
- 1) 15" x 27" - Conseal CS-102 1.00"
- 1) Hole - 24
- 1) Hole - 14
- 1) Hole - 20
- 2) Hole - 4

Structure Notes:
 1. KYTC DBI TYPE 13G / ASTM C-913 SPEC'S.
 2. CONCRETE = 4,000 PSI AT 28 DAYS.
 3. CASTING BY ICAST (HOE KY-230-G F/G (GRADE)).

REINFORCING PER ASTM A615 (GRADE 60).
 - TRANS. SLAB (As .62) #5 BARS AT 6" C.C.E.W. (DBL MAT).
 - WALLS (As .31) #5 BARS AT 12" C.C.E.W..
 - FLOOR (As .31) #5 BARS AT 12" C.C.E.W.

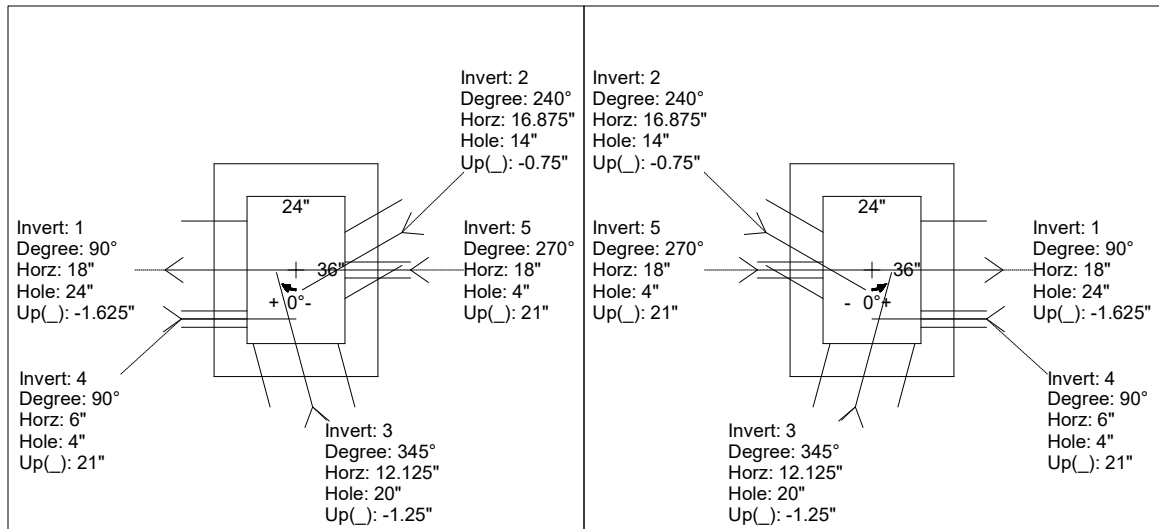
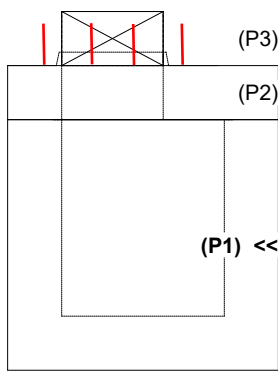
Structure Total: 5059 lb

Rim: 378.41' Rim to Invert: 3.77' Slack: 0.24" Sump: 0" Step Position:

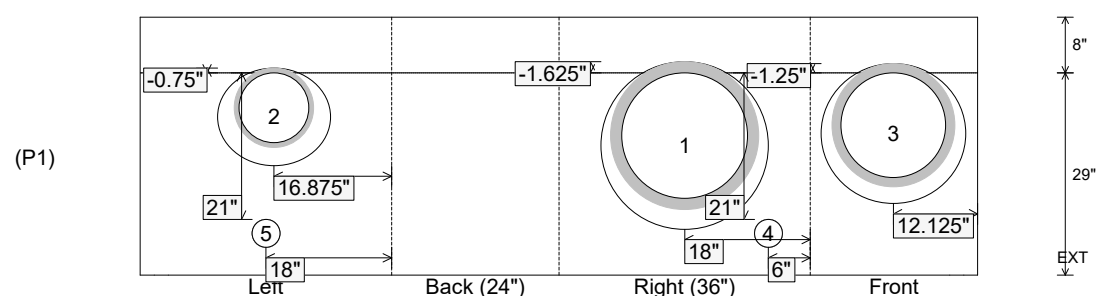
Position	Elev	Angle	Ext. (cw)	Pipe	Pipe OD	Connector	Hole	Horz Size	Up ()	Offset
Invert 1	374.64'	90°	26"	18" HDPE	21.2"	Hole 24	24"	24"	-1.625"	0"
Invert 2	374.64'	240°	20.25"	10" HDPE	11.4"	Hole 14	14"	16.166"	-0.75"	5"
Invert 3	374.64'	345°	18"	15" HDPE	17.6"	Hole 20	20"	20.706"	-1.25"	4.75"
Invert 4	376.39'	90°	14"	4" WEEP HOLE	4"	Hole 4	4"	4"	21"	-12"
Invert 5	376.39'	270°	26"	4" WEEP HOLE	4"	Hole 4	4"	4"	21"	0"
Invert 6										
Invert 7										
Invert 8										

RIGHT-SIDE UP VIEW (int. dimensions)

UPSIDE-DOWN VIEW (int. dimensions)



INSIDE WALL DIMENSIONS



Coating (Int): Coating (Ext):	Seam Up: Flat Seam Dn: n/a	Wall Thickness: 8" Floor Height: 8"	Height (Int): 29" Height (Ext): 37"	Weight (Net): 3697 lb Volume (Net): 0.94cu.yd
----------------------------------	-------------------------------	----------------------------------------	----------------------------------------	--------------------------------------------------