

Job Name: 26-1232 - Mustang Village Apartments Ph.1
 Job Location: Paducah, KY
 Contractor: Wood Brothers

Plant: 100
 4/21/2026 8:03:05 PM

Tech: Jared - F
 PC: T. Lewis



Structure ID: S14-14 DBI13G

P1 BX4848-08BA36

BOX BASE 8inW, 8inF F/n

- P3) 15" x 27" - P.I.P. - BY OTHERS - 8"
- P2) 48" x 48" - CB FT REDUCER 15"X27" HOLE T/F - 8"
- P1) 48" x 48" - BOX BASE 8inW, 8inF F/n - 36"
- 1) CASTING - HOE KY-230-G F/G (GRADE)
- 1) 48" x 48" - Conseal CS-102 1.00"
- 1) 15" x 27" - Conseal CS-102 1.00"
- 1) DOGHOUSE INVRTD - 44"x42"
- 1) DOGHOUSE INVRTD - 20"x16"
- 1) DOGHOUSE INVRTD - 38"x36"
- 2) Hole - 4

0 lb
 1714 lb
 6035 lb
 237 lb
 0 lb
 0 lb
 0 lb
 0 lb
 0 lb
 0 lb
 0 lb
 0 lb
 Structure Total: 7986 lb

Structure Notes:
 1. KYTC DBI TYPE 13G / ASTM C-913 SPEC'S.
 2. CONCRETE = 4,000 PSI AT 28 DAYS.
 3. CASTING BY ICAST (HOE KY-230-G F/G (GRADE)).

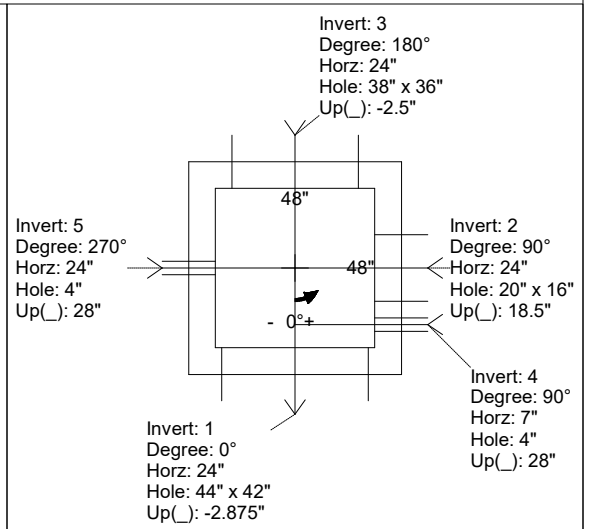
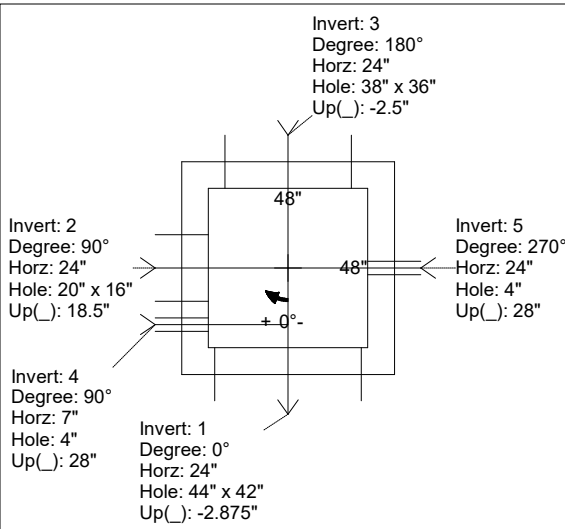
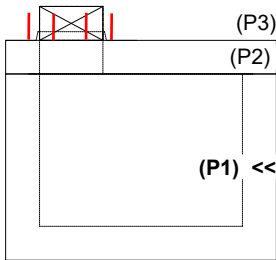
REINFORCING PER ASTM A615 (GRADE 60).
 - TRANS. SLAB (As .62) #5 BARS AT 6" C.C.E.W. (DBL MAT).
 - WALLS (As .31) #5 BARS AT 12" C.C.E.W..
 - FLOOR (As .31) #5 BARS AT 12" C.C.E.W.

Rim: 376' Rim to Invert: 4.37' Slack: 0.44" Sump: 0" Step Position:

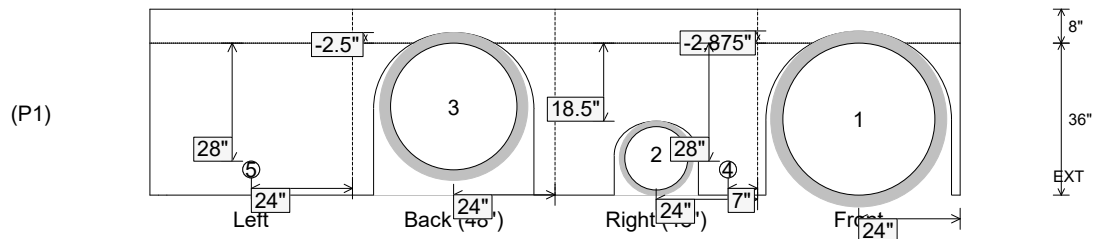
Position	Elev	Angle	Ext. (cw)	Pipe	Pipe OD	Connector	Hole	Horz Size	Up ()	Offset
Invert 1	371.63'	0°	32"	36" HDPE	41.7"	DOGHOUSE INVRTD 44"x42"	44" x 42"	44"	-2.875"	0"
Invert 2	373.28'	90°	32"	15" HDPE	17.6"	DOGHOUSE INVRTD 20"x16"	20" x 16"	20"	18.5"	0"
Invert 3	371.63'	180°	32"	30" HDPE	35.1"	DOGHOUSE INVRTD 38"x36"	38" x 36"	38"	-2.5"	0"
Invert 4	373.96'	90°	15"	4" WEEP HOLE	4"	Hole 4	4"	4"	28"	-17"
Invert 5	373.96'	270°	32"	4" WEEP HOLE	4"	Hole 4	4"	4"	28"	0"
Invert 6										
Invert 7										
Invert 8										

RIGHT-SIDE UP VIEW (int. dimensions)

UPSIDE-DOWN VIEW (int. dimensions)



INSIDE WALL DIMENSIONS



Coating (Int):
 Coating (Ext):

Seam Up: Flat
 Seam Dn: n/a

Wall Thickness: 8"
 Floor Height: 8"

Height (Int): 36"
 Height (Ext): 44"

Weight (Net): 6035 lb
 Volume (Net): 1.54cu.yd