

Job Name: 26-1232 - Mustang Village Apartments Ph.1
Job Location: Paducah, KY
Contractor: Wood Brothers

PC: T. Lewis
 TECH: Jared - F
 Plant: 100



Structure ID: S13-13 DBI13G

Spec: KYTC
 Type: DBI TYPE 13G private
 Size: 48" x 48"

Rim: 376.44'
 Invert: 370.41'
 Rim to Invert: 6.03'

Sump: 0"
 Floor (Top): 370.41'
 Floor Height: 8"

Floor (Bot): 369.743'
 Overall Height: 6.667'
 Slack: 0.36"

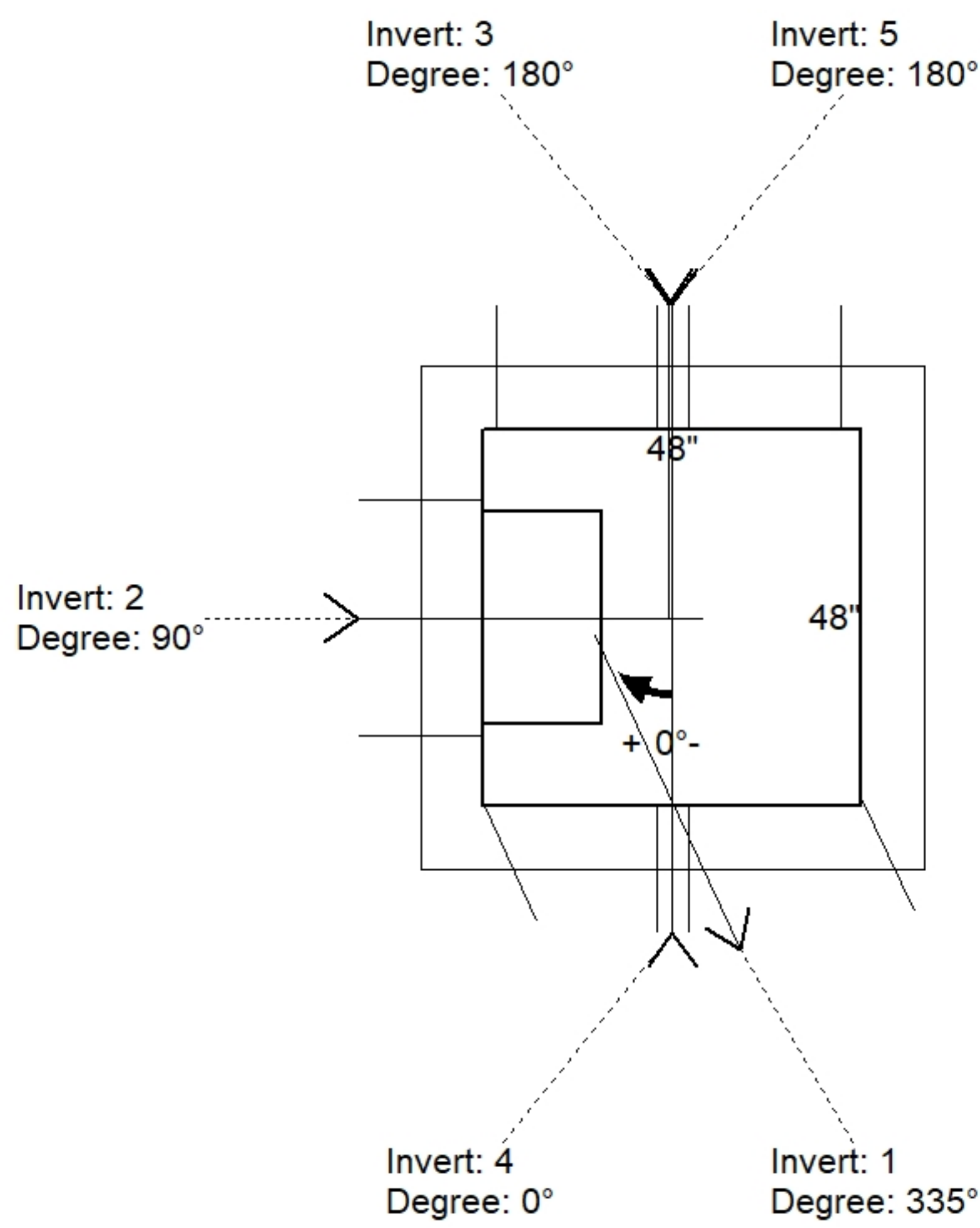
Structure Notes:

- KYTC DBI TYPE 13G / ASTM C-913 SPEC'S.
- CONCRETE = 4,000 PSI AT 28 DAYS.
- CASTING BY ICAST (HOE KY-230-G F/G (GRADE)).

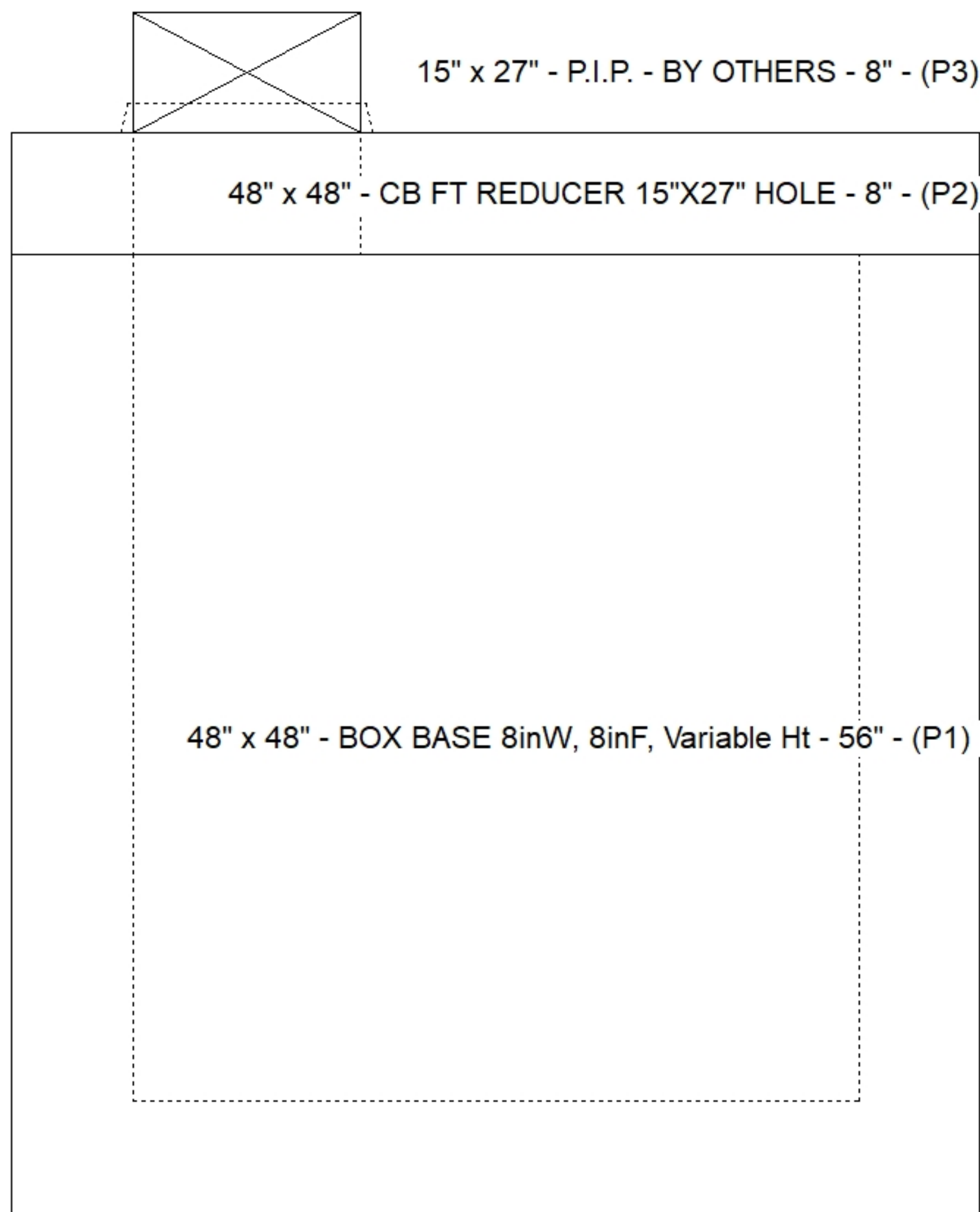
REINFORCING PER ASTM A615 (GRADE 60).
 - TRANS. SLAB (As .62) #5 BARS AT 6" C.C.E.W. (DBL MAT).
 - WALLS (As .31) #5 BARS AT 12" C.C.E.W..
 - FLOOR (As .31) #5 BARS AT 12" C.C.E.W.

STRUCTURE SUMMARY:

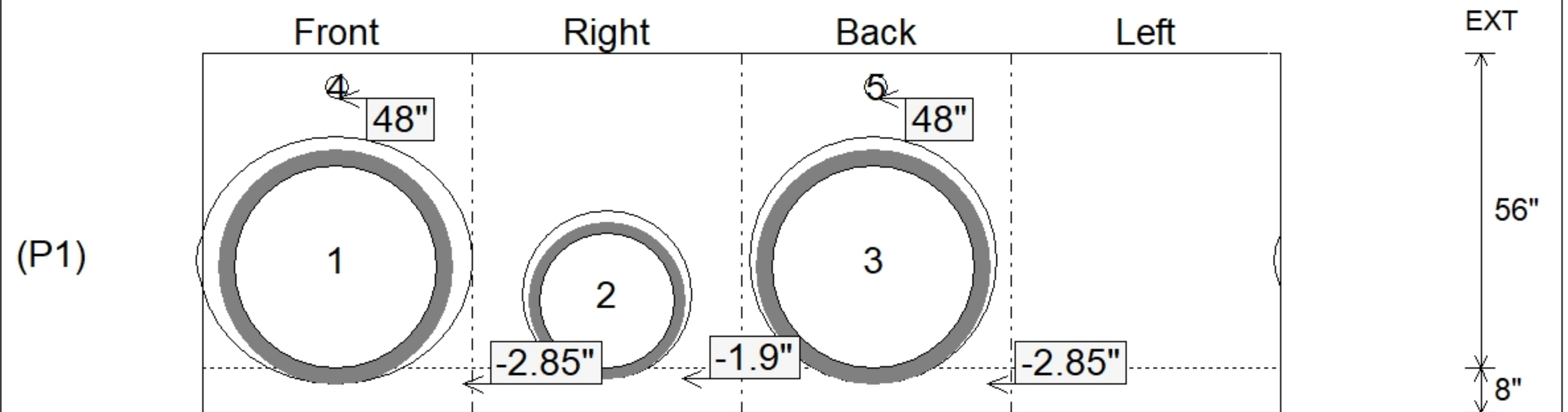
P3) 15" x 27" - P.I.P. - BY OTHERS - 8"	0 lb
P2) 48" x 48" - CB FT REDUCER 15"X27" HOLE - 8"	2478 lb
P1) 48" x 48" - BOX BASE 8inW, 8inF, Variable Ht - 56"	8525 lb
1) CASTING - HOE KY-230-G F/G (GRADE)	237 lb
1) 48" x 48" - Conseal CS-102 1.00"	0 lb
1) 15" x 27" - Conseal CS-102 1.00"	0 lb
2) Hole - 44	0 lb
1) Hole - 30	0 lb
2) Hole - 4	0 lb
Structure Total:	11239 lb



Position	Elev	Angle	Pipe	Pipe OD	Hole	Connector	Up ()	Ref
Rim	376.44'							
Reducer	375.077'							
Invert 1	370.41'	335°	36" HDPE	41.7"	44"	Hole 44	-2.85"	P1
Invert 2	370.41'	90°	24" HDPE	27.8"	30"	Hole 30	-1.9"	P1
Invert 3	370.41'	180°	36" HDPE	41.7"	44"	Hole 44	-2.85"	P1
Invert 4	374.41'	0°	4" WEEP HOLE	4"	4"	Hole 4	48"	P1
Invert 5	374.41'	180°	4" WEEP HOLE	4"	4"	Hole 4	48"	P1
Invert 6								
Invert 7								
Invert 8								



Default - Interior Dimensions



Submittal Drawing
 4/24/2026 2:05:26 PM

SUBMITTAL
 APPROVED BY: