

Job Name: 26-1222 Woodvale Subdivision Ph.120-211-300
 Job Location: Erlanger, KY
 Contractor: Mago Construction Co. LLC

Plant: 100

2/27/2026 12:41:42 PM

Tech: Jared - A

PC: Celina Goff



Structure ID: CB-22-59 CB3

P1A BX2757-08BAVF

BOX BASE 8inW, 8inF, Variable Ht F/n

- P2) 27" x 57" - CASTING HEIGHT - 5.50"
- P1) 27" x 57" - BOX BASE 8inW, 8inF, Variable Ht F/n - 90"
- 1) CASTING - EJ 7355 DBL SET (F/G/H)
- 1) 27" x 57" - Conseal CS-102 1.00"
- 2) Hole - 30
- 2) Hole - 6

0 lb
 12854 lb
 442 lb
 0 lb
 0 lb
 0 lb

 Structure Total: 13296 lb

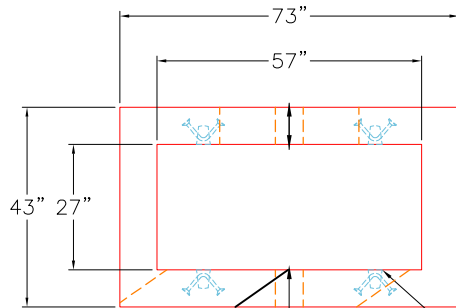
- Structure Notes:**
 PLAN LABEL: 22
1. EJ 7355 DBL SET (F/G/H) PROVIDED BY ICAST
 2. PER ASTM C913 SPECIFICATIONS.
 3. CONCRETE = 4,000 PSI AT 28 DAYS.
 4. NO INVERT CHANNEL.
 5. REINFORCING PER ASTM A615 (GRADE 60).
 - WALLS (As .12) #5 BARS AT 12" C.C.E.W.
 - FLOOR (As .12) #5 BARS AT 12" C.C.E.W.

Rim: 853.55' Rim to Invert: 8.03' Slack: 0.86" Sump: 0" Step Position:

First Pour Drawing

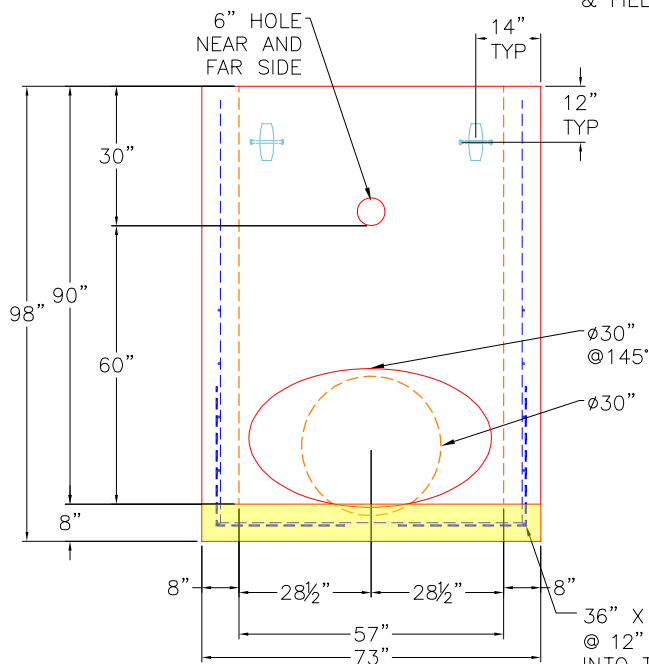
GENERAL NOTES:

1. MANUFACTURED TO ASTM C-913 (LATEST REVISION).
2. CONCRETE: 4,000 PSI AT 28 DAYS.
3. REINFORCING PER ATSM A615
 WALLS: #5 BAR @ 12" E.W. C.C. (GRADE 60)
 FLOOR: #5 BAR @ 12" E.W. C.C. (GRADE 60)
4. **WEIGHT: TOTAL = 12,854 LBS.**
FIRST POUR = 2,180 LBS.
 SECOND POUR= 10,674 LBS.

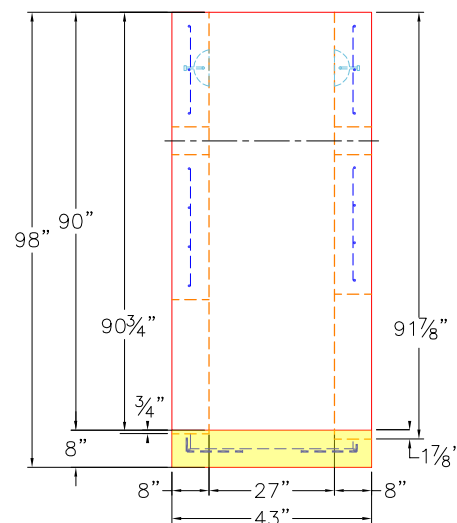


TOP VIEW

4 EA. CONAC 5CA14 ANCHORS FOR PLANT & FIELD HANDLING.



FRONT VIEW



RIGHT VIEW

Coating (Int):
 Coating (Ext):

Seam Up: Flat
 Seam Dn: n/a

Wall Thickness: 8"
 Floor Height: 8"

Height (Int): 90"
 Height (Ext): 98"

Weight (Net): 12854 lb
 Volume (Net): 3.28cu.yd

Job Name: 26-1222 Woodvale Subdivision Ph.120-211-300
 Job Location: Erlanger, KY
 Contractor: Mago Construction Co. LLC

Plant: 100

2/27/2026 12:41:42 PM

Tech: Jared - A

PC: Celina Goff



Structure ID: CB-22-59 CB3

P1B BX2757-08BAVF

BOX BASE 8inW, 8inF, Variable Ht F/n

- P2) 27" x 57" - CASTING HEIGHT - 5.50"
- P1) 27" x 57" - BOX BASE 8inW, 8inF, Variable Ht F/n - 90"
- 1) CASTING - EJ 7355 DBL SET (F/G/H)
- 1) 27" x 57" - Conseal CS-102 1.00"
- 2) Hole - 30
- 2) Hole - 6

0 lb
 12854 lb
 442 lb
 0 lb
 0 lb
 0 lb

 Structure Total: 13296 lb

Structure Notes:

PLAN LABEL: 22

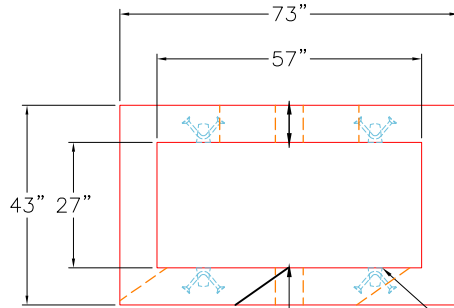
1. EJ 7355 DBL SET (F/G/H) PROVIDED BY ICAST
2. PER ASTM C913 SPECIFICATIONS.
3. CONCRETE = 4,000 PSI AT 28 DAYS.
4. NO INVERT CHANNEL.
5. REINFORCING PER ASTM A615 (GRADE 60).
 - WALLS (As .12) #5 BARS AT 12" C.C.E.W.
 - FLOOR (As .12) #5 BARS AT 12" C.C.E.W.

Rim: 853.55' Rim to Invert: 8.03' Slack: 0.86" Sump: 0" Step Position:

Second Pour Drawing

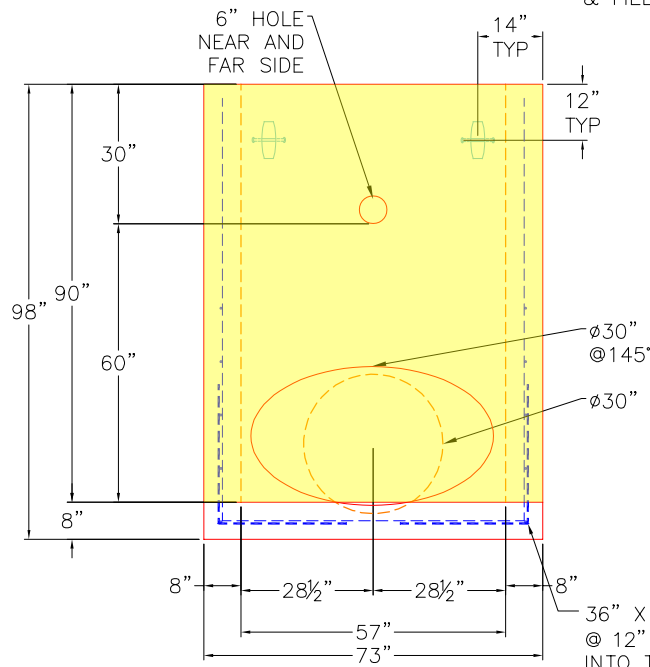
GENERAL NOTES:

1. MANUFACTURED TO ASTM C-913 (LATEST REVISION).
2. CONCRETE: 4,000 PSI AT 28 DAYS.
3. REINFORCING PER ATSM A615
 WALLS: #5 BAR @ 12" E.W. C.C. (GRADE 60)
 FLOOR: #5 BAR @ 12" E.W. C.C. (GRADE 60)
4. WEIGHT: TOTAL = 12,854 LBS.
 FIRST POUR = 2,180 LBS.
 SECOND POUR = 10,674 LBS.

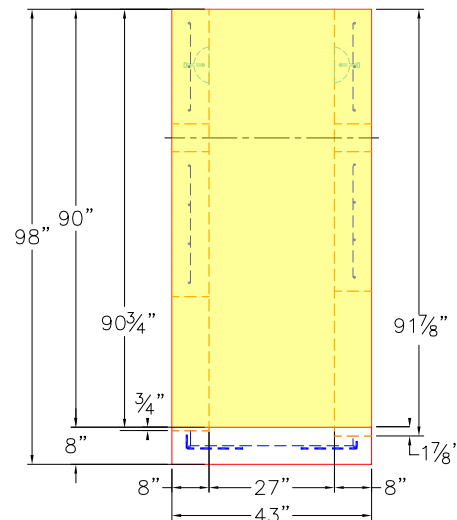


TOP VIEW

4 EA. CONAC 5CA14 ANCHORS FOR PLANT & FIELD HANDLING.



FRONT VIEW



RIGHT VIEW

Coating (Int):
 Coating (Ext):

Seam Up: Flat
 Seam Dn: n/a

Wall Thickness: 8"
 Floor Height: 8"

Height (Int): 90"
 Height (Ext): 98"

Weight (Net): 12854 lb
 Volume (Net): 3.28cu.yd