

Job Name: 26-1220 - Nix New Shop Building
 Job Location: Evansville, IN
 Contractor: K&K Excavating Inc.

Plant: 100

3/24/2026 1:49:00 PM

Tech: J. Horsley

PC: T. Lewis



Structure ID: OCS-2

P1 BX3030-06W08F-BAVF

BOX BASE 6inW, 8inF, Variable Ht

- P2) 34" x 34" - RECESS/GRATE SEAT - 1"
- P1) 30" x 30" - BOX BASE 6inW, 8inF, Variable Ht - 19"
- 1) CASTING - EJ 6610 GRT
- 1) Hole - 16
- 1) Hole - 5.75"

0 lb
 2447 lb
 250 lb
 0 lb
 0 lb

 Structure Total: 2697 lb

Structure Notes:
 1. PER ASTM C913 SPECIFICATIONS.
 2. CONCRETE = 4,000 PSI AT 28 DAYS.
 3. CASTING BY ICAST (EJ 6610 Grate).

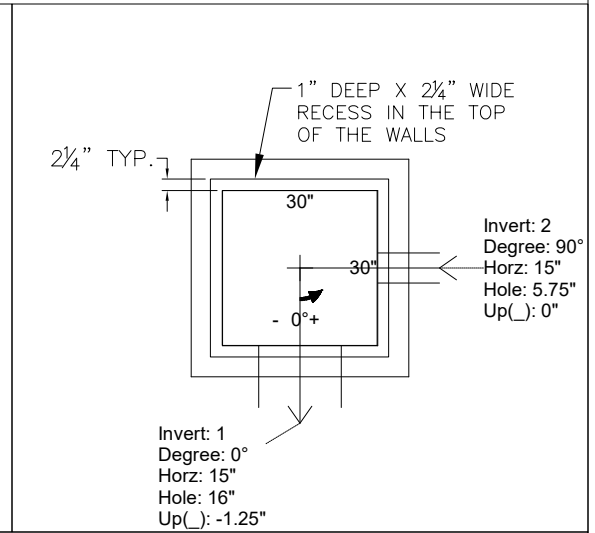
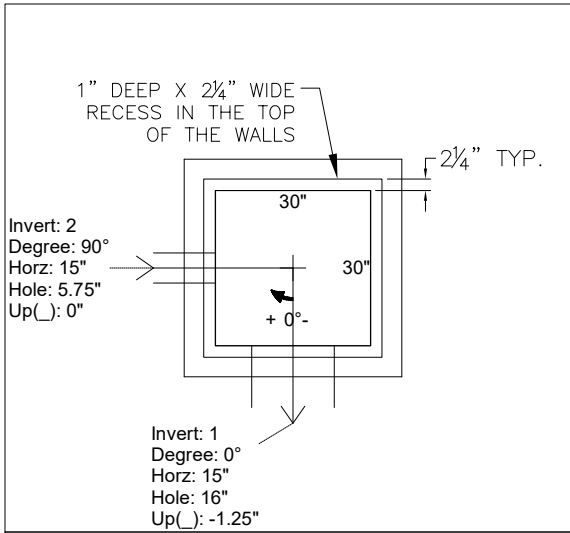
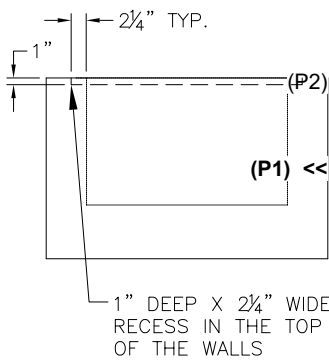
REINFORCING PER ASTM A615 (GRADE 60).
 - WALLS (As .12) #5 BARS AT 12" C.C.E.W.
 - FLOOR (As .12) #5 BARS AT 12" C.C.E.W.

Rim: 386.88' Rim to Invert: 1.61' Slack: 0.32" Sump: 0" Step Position:

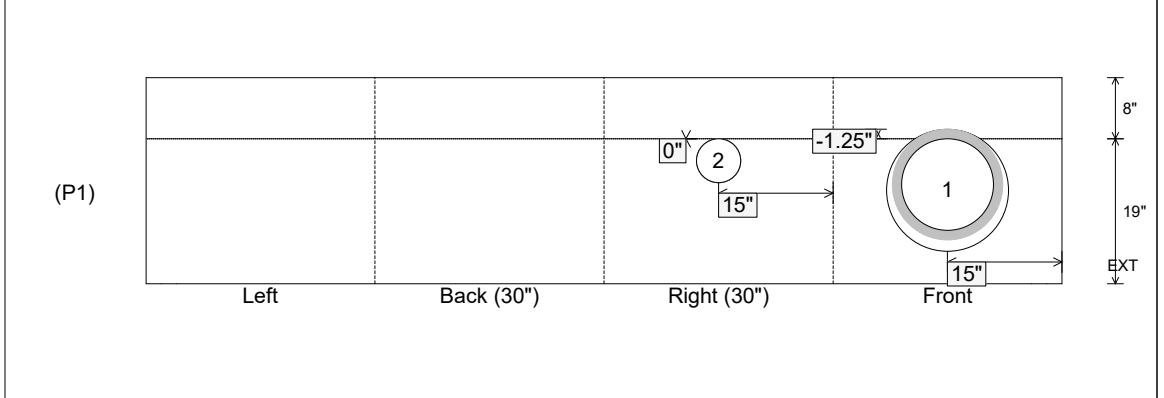
Position	Elev	Angle	Ext. (cw)	Pipe	Pipe OD	Connector	Hole	Horz Size	Up ()	Offset
Invert 1	385.27'	0°	21"	12" HDPE	14.5"	Hole 16	16"	16"	-1.25"	0"
Invert 2	385.27'	90°	21"	5.75" Orifice	5.75"	Hole 5.75"	5.75"	5.75"	0"	0"
Invert 3										
Invert 4										
Invert 5										
Invert 6										
Invert 7										
Invert 8										

RIGHT-SIDE UP VIEW (int. dimensions)

UPSIDE-DOWN VIEW (int. dimensions)



INSIDE WALL DIMENSIONS



Coating (Int):
 Coating (Ext):

Seam Up: Flat
 Seam Dn: n/a

Wall Thickness: 6"
 Floor Height: 8"

Height (Int): 19"
 Height (Ext): 27"

Weight (Net): 2447 lb
 Volume (Net): 0.62cu.yd