

Job Name: 26-1210 Sacramento Gravity Sewer
Job Location: Sacramento, KY
Contractor: Scott & Ritter, Inc.

PC: T. Lewis
 TECH: S. Felletter
 Plant: Beaver Dam



Structure ID: DMH4-31 SS-MH

Spec: Sanitary
 Type: SAN.MH
 Size: 48"

Rim: 480.58'
 Invert: 472.45'
 Rim to Invert: 8.13'

Sump: 2"
 Floor (Top): 472.283'
 Floor Height: 6"

Floor (Bot): 471.783'
 Overall Height: 8.583'
 Slack: 2.56"

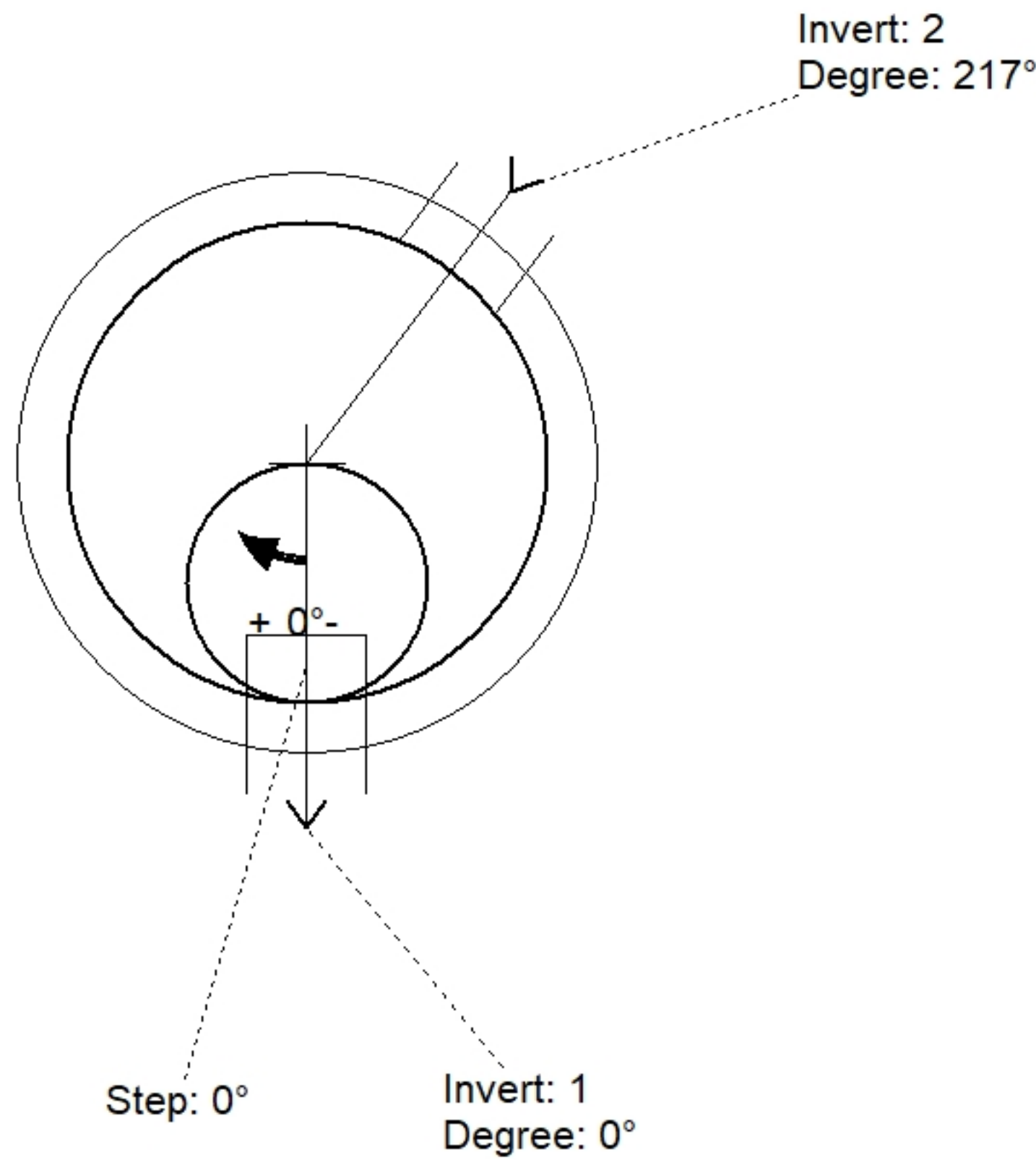
Structure Notes:

1. PER ASTM C478 SPECIFICATIONS.
2. CONCRETE = 4,000 PSI AT 28 DAYS.
3. CASTING BY OTHERS.

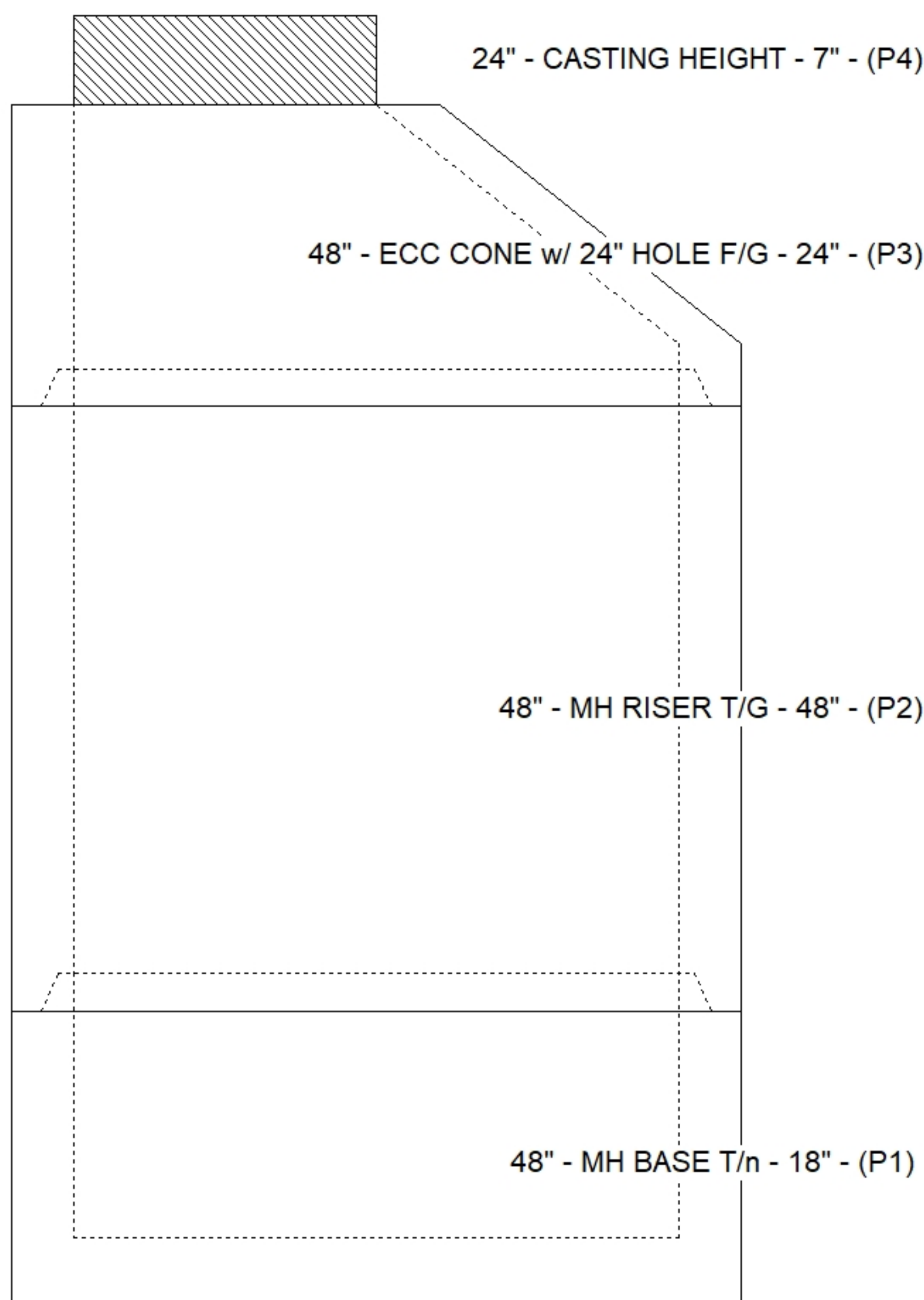
REINFORCING PER ASTM A615 (GRADE 60).
 - CONE (As .12)
 - RISER/WALLS (As .12)
 - FLOOR (As .31) #5 BARS AT 12" C.C.E.W.

STRUCTURE SUMMARY:

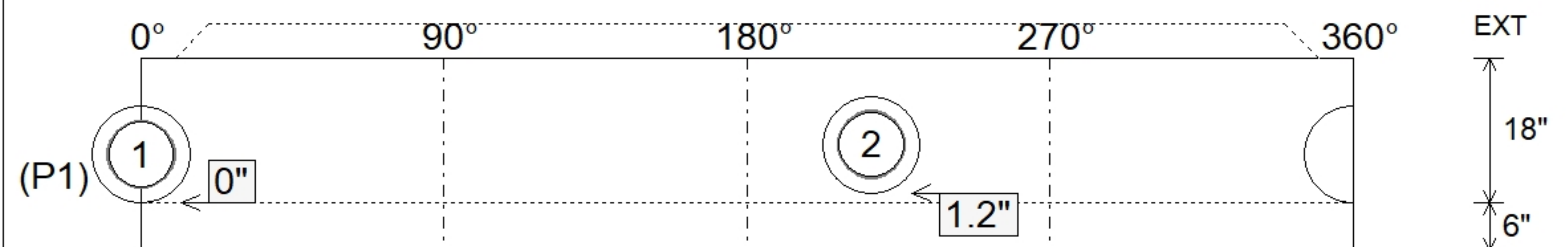
P4) 24" - CASTING HEIGHT - 7"	0 lb
P3) 48" - ECC CONE w/ 24" HOLE F/G - 24"	1550 lb
P2) 48" - MH RISER T/G - 48"	3353 lb
P1) 48" - MH BASE T/n - 18"	2492 lb
1) JOINT WRAP - 0.065"x6"x50' CONSEAL CS212	0 lb
1) JOINT WRAP PRIMER - CONSEAL CS-75 (1 gal.)	0 lb
1) 48" - MH INVERT CHANNEL - FULL HEIGHT	1440 lb
2) 48" - Conseal CS-102 1.00" (Double)	0 lb
2) PSX - 12-08 DD (DBL Bands)	16 lb
7) MH Step ML-10-TDS-NCR - 10"	0 lb
Structure Total:	8851 lb



Position	Elev	Angle	Pipe	Pipe OD	Hole	Connector	Up (")	Ref
Rim	480.58'							
Reducer								
Invert 1	472.45'	0°	8" PVC SDR35	8.5"	12"	PSX 12-08 DD (DBL Bands)	0"	P1
Invert 2	472.55'	217°	8" PVC SDR35	8.5"	12"	PSX 12-08 DD (DBL Bands)	1.2"	P1
Invert 3								
Invert 4								
Invert 5								
Invert 6								
Invert 7								
Invert 8								



Default - Interior Dimensions



Submittal Drawing
 4/24/2026 8:08:27 AM

SUBMITTAL
 APPROVED BY: