

Job Name: 26-1191 - Red River Ridge Ph 4 Sanitary
Job Location: Clarksville, TN
Contractor: Byard Construction, LLC

PC: A. Chambers
 TECH: J. Horsley
 Plant: 100



Structure ID: **MH 14-2-13 SS-MH**

Spec: Sanitary
 Type: SAN.MH w/ConBlock-CDA Red
 Size: 48"

Rim: 498.15'
 Invert: 491.47'
 Rim to Invert: 6.68'

Sump: 2"
 Floor (Top): 491.303'
 Floor Height: 6"

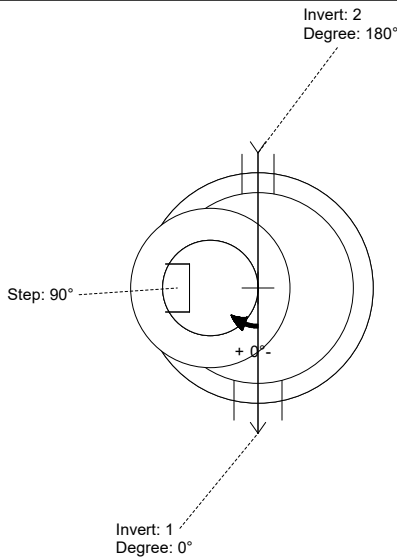
Floor (Bot): 490.803'
 Overall Height: 7.333'
 Slack: 0.16"

Structure Notes:

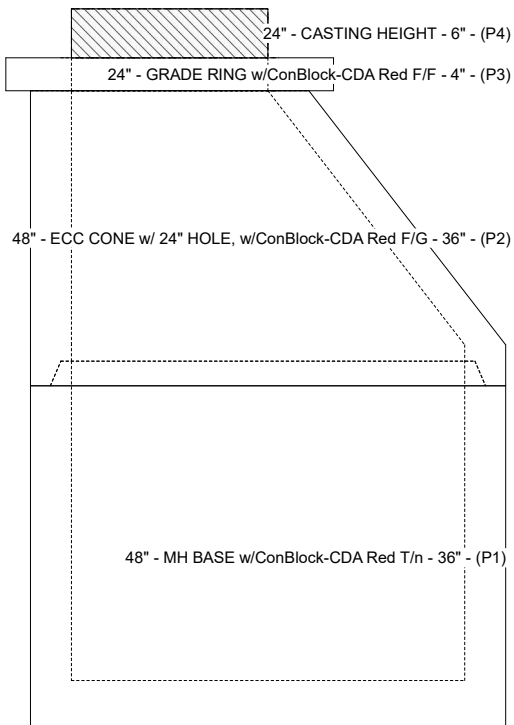
1. PER ASTM C-478 SPECIFICATIONS
2. CONCRETE: 4,000 PSI AT 28 DAYS
3. REINFORCEMENT: PER ASTM A615
4. INVERT CHANNEL REQUIRED
5. CONBLOCK CDA RED ADMIXTURE REQUIRED
6. STEPS AT 90 DEGREES
7. JBS 1155 FRAME & COVER "SANITARY" SUPPLIED BY ICAST

STRUCTURE SUMMARY:

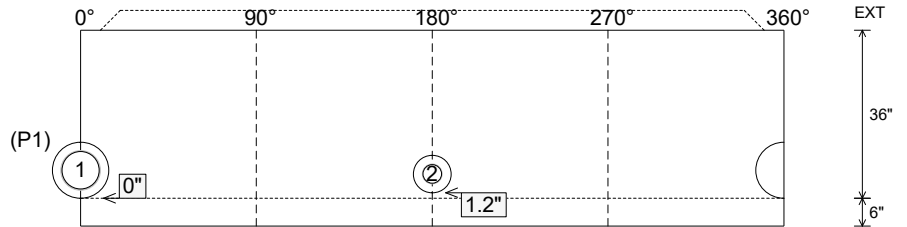
P4) 24" - CASTING HEIGHT - 6"	0 lb
P3) 24" - GRADE RING w/ConBlock-CDA Red F/F - 4"	270 lb
P2) 48" - ECC CONE w/ 24" HOLE, w/ConBlock-CDA Red F/G - 36"	2251 lb
P1) 48" - MH BASE w/ConBlock-CDA Red T/n - 36"	3776 lb
1) 48" - MH INVERT CHANNEL w/ConBlock-CDA Red - FULL HEIGHT	1440 lb
1) ADMIXTURE CONBLOCK CDA RED	0 lb
1) JOINT WRAP - 0.065"x6"x50" CONSEAL CS212	0 lb
1) JOINT WRAP PRIMER - CONSEAL CS-75 (1 gal.)	0 lb
1) CASTING - JBS 1155 F/C SANITARY	250 lb
1) 48" - Conseal CS-102 1.00" (Double)	0 lb
1) PSX - 12-08 NYLO	8 lb
1) PSX - 8QRS-S NYLO	6 lb
6) MH Step ML-10-TDS-NCR - 10"	0 lb
Structure Total:	8002 lb



Position	Elev	Angle	Pipe	Pipe OD	Hole	Connector	Up (L)	Ref
Rim	498.15'							
Reducer								
Invert 1	491.47'	0°	8" PVC SDR35	8.5"	12"	PSX 12-08 NYLO	0"	P1
Invert 2	491.57'	180°	4" PVC SDR35	4.25"	8"	PSX 8QRS-S NYLO	1.2"	P1
Invert 3								
Invert 4								
Invert 5								
Invert 6								
Invert 7								
Invert 8								



Cast (Int. Dim.) - Interior Dimensions



Submittal Drawing
 2/18/2026 1:29:28 PM

SUBMITTAL
 APPROVED BY: