

Job Name: 26-1191 - Red River Ridge Ph 4 Sanitary
 Job Location: Clarksville, TN
 Contractor: Byard Construction, LLC

Plant: 100

Tech: J. Horsley

2/18/2026 2:56:34 PM

PC: A. Chambers



Structure ID: MH 1-10-9 SS-MH

P4 GR3CDARED

GRADE RING w/ConBlock-CDA Red F/F

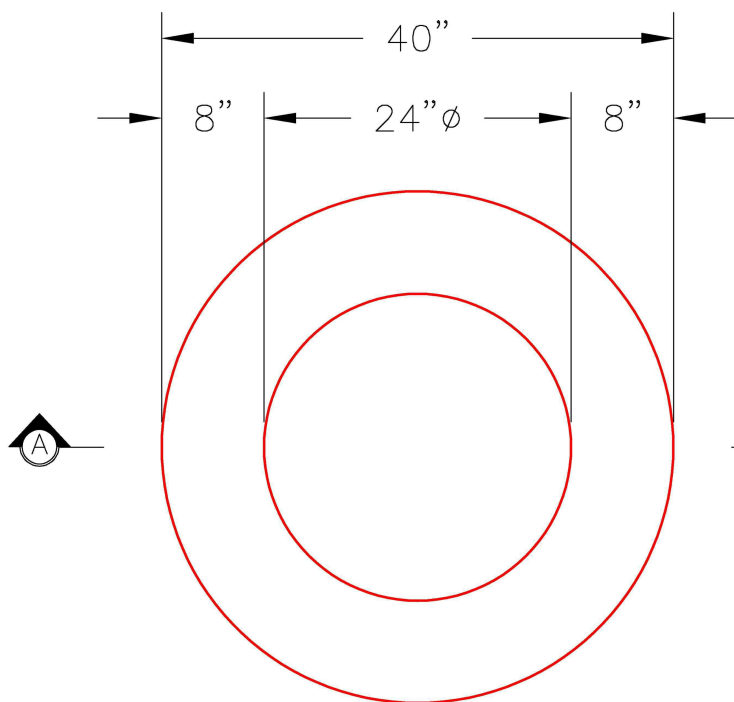
- P5) 24" - CASTING HEIGHT - 6"
- P4) 24" - GRADE RING w/ConBlock-CDA Red F/F - 3"
- P3) 48" - ECC CONE w/ 24" HOLE, w/ConBlock-CDA Red F/G - 30"
- P2) 48" - MH RISER w/ConBlock-CDA Red T/G - 48"
- P1) 48" - MH BASE w/ConBlock-CDA Red T/n - 24"
- 1) 48" - MH INVERT CHANNEL w/ConBlock-CDA Red - FULL HEIGHT
- 1) ADMIXTURE CONBLOCK CDA RED
- 1) JOINT WRAP - 0.065"x6"x50' CONSEAL CS212
- 1) JOINT WRAP PRIMER - CONSEAL CS-75 (1 gal.)
- 1) CASTING - JBS 1155 F/C SANITARY
- 2) 48" - Conseal CS-102 1.00" (Double)
- 2) PSX - 12-08 NYLO
- 9) MH Step ML-10-TDS-NCR - 10"

- 0 lb
- 202 lb
- 1961 lb
- 3353 lb
- 2911 lb
- 1440 lb
- 0 lb
- 0 lb
- 0 lb
- 250 lb
- 0 lb
- 16 lb
- 0 lb

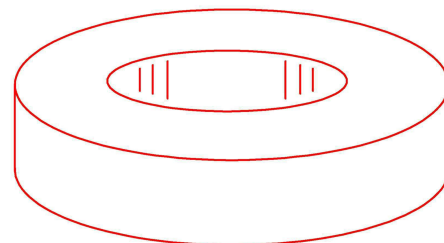
Structure Total: 10134 lb

Structure Notes:

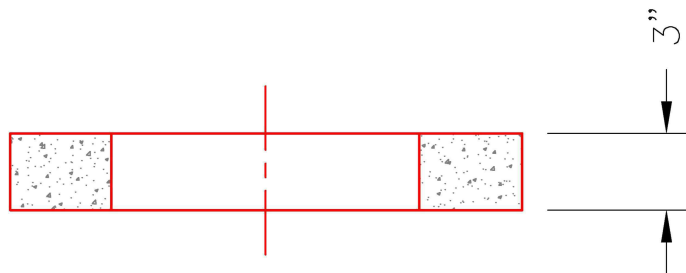
1. PER ASTM C-478 SPECIFICATIONS
2. CONCRETE: 4,000 PSI AT 28 DAYS
3. REINFORCEMENT: (1) #3 HOOP CENTERED (GRADE 60)
4. CONBLOCK CDA RED ADMIXTURE REQUIRED



PLAN VIEW



ISOMETRIC VIEW



SECTION A-A

Coating (Int):
 Coating (Ext):

Seam Up: Flat
 Seam Dn: Flat

Wall Thickness: 8"

Height (Ext): 3"

Weight (Net): 202 lb
 Volume (Net): 0.05cu.yd