

Job Name: 26-1183 - Danco Regional Facility
Job Location: Owensboro, KY
Contractor: Danco Construction, Inc.

PC: T. Lewis
 TECH: Jared - F
 Plant: 100



Structure ID: AD 113

Spec: Storm
 Type: BX 6inW, 6inF
 Size: 30" x 30"

Rim: 394.3'
 Invert: 391.84'
 Rim to Invert: 2.46'

Sump: 1.25"
 Floor (Top): 391.736'
 Floor Height: 6"

Floor (Bot): 391.236'
 Overall Height: 3'
 Slack: 0.77"

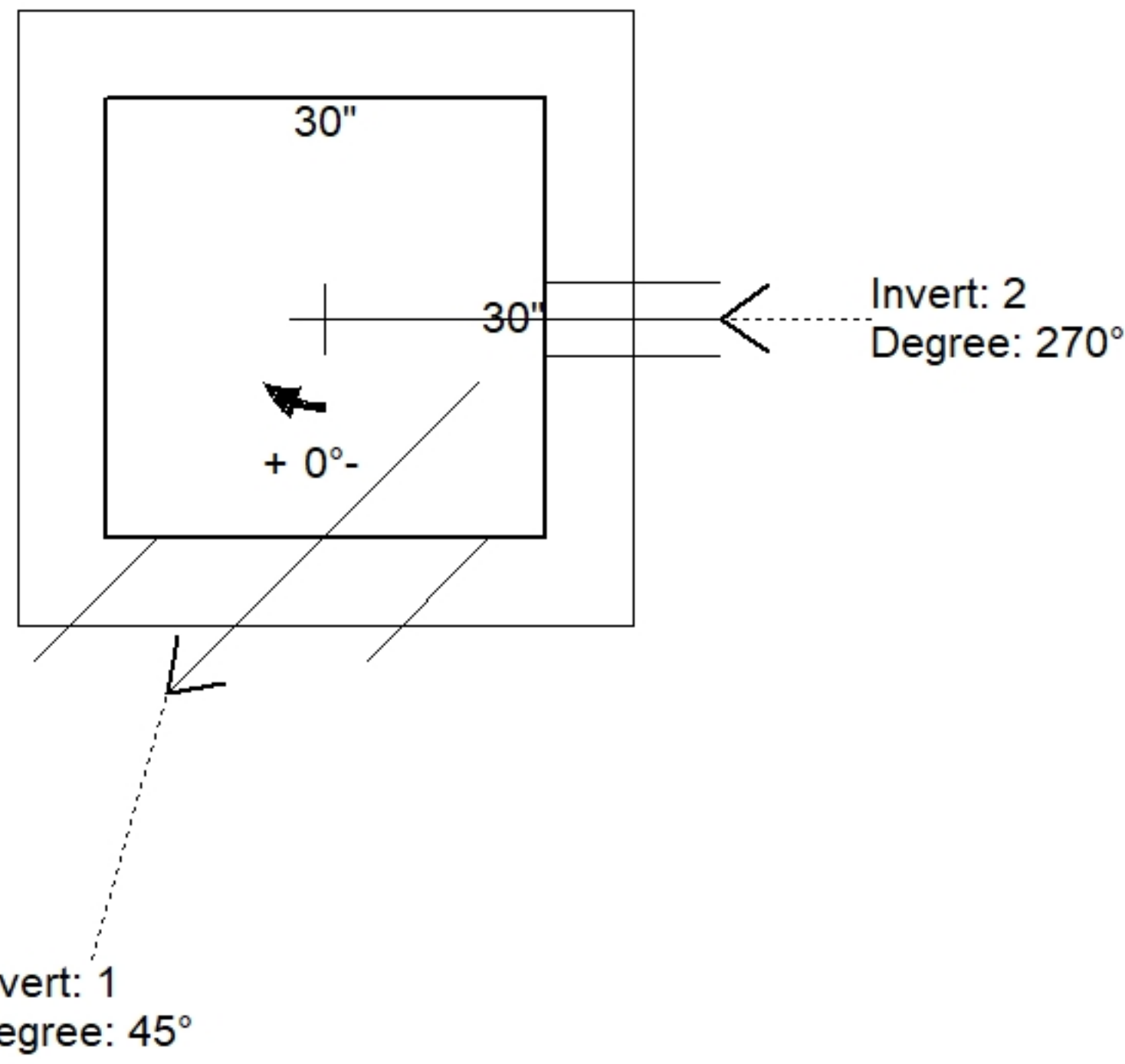
Structure Notes:

1. PER ASTM C913 SPECIFICATIONS.
2. CONCRETE = 4,000 PSI AT 28 DAYS.
3. NO STEPS AND NO INVERT CHANNEL.
4. CASTING BY ICAST (HOE 468 F/G)

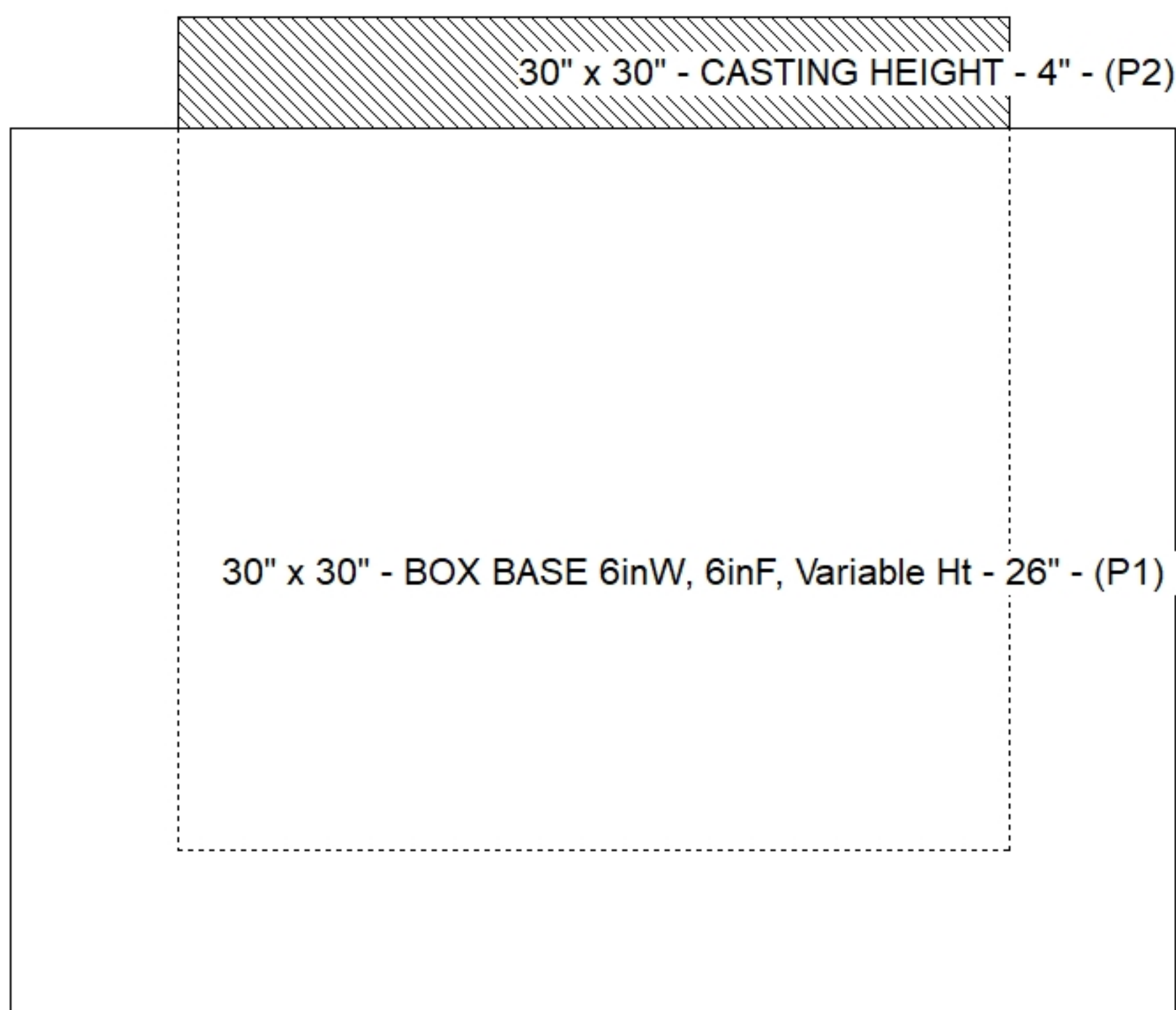
REINFORCING PER ASTM A615 (GRADE 60).
 - WALLS (As .12) #5 BARS AT 12" C.C.E.W.
 - FLOOR (As .12) #5 BARS AT 12" C.C.E.W.

STRUCTURE SUMMARY:

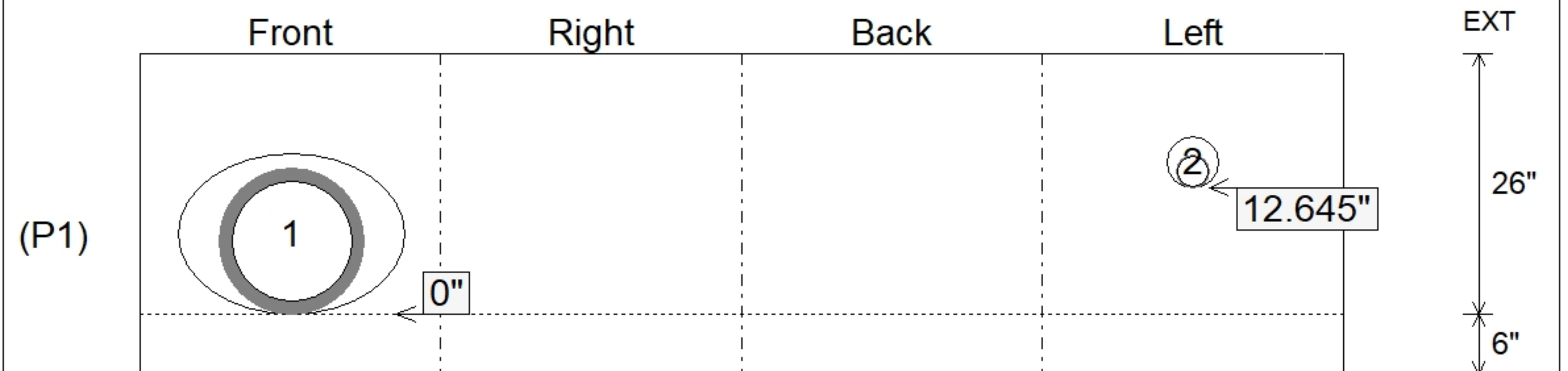
P2) 30" x 30" - CASTING HEIGHT - 4"	0 lb
P1) 30" x 30" - BOX BASE 6inW, 6inF, Variable Ht - 26"	2620 lb
1) CASTING - HOE 468 F/G	489 lb
1) 30" x 30" - Conseal CS-102 1.00"	0 lb
1) Hole - 16	0 lb
1) Hole - 5	0 lb
Structure Total:	3109 lb



Position	Elev	Angle	Pipe	Pipe OD	Hole	Connector	Up (")	Ref
Rim	394.3'							
Reducer								
Invert 1	391.84'	45°	12" HDPE	14.5"	16"	Hole 16	0"	P1
Invert 2	392.8'	270°	3" PVC SDR35	3.25"	5"	Hole 5	12.645"	P1
Invert 3								
Invert 4								
Invert 5								
Invert 6								
Invert 7								
Invert 8								



Default - Interior Dimensions



Submittal Drawing
 3/16/2026 1:33:29 PM

SUBMITTAL
 APPROVED BY: