

Job Name: 26-1167 - Perkins Motor Plex
 Job Location: Murfreesboro, TN 37128
 Contractor: Bear Construction LLC

Plant: 100

4/16/2026 1:25:21 PM

Tech: Jared - F

PC: E. Bradley



Structure ID: #2 (4)

P1 MH048BA42

MH BASE T/n

- P3) 30" x 30" - CASTING HEIGHT - 6"
- P2) 48" - MH FLAT TOP w/30"x30" Hole F/G - 12"
- P1) 48" - MH BASE T/n - 42"
- 1) CASTING - JBS 3103 Single Set (F/G/H)
- 1) 48" - Conseal CS-102 1.00"
- 1) 30" x 30" - Conseal CS-102 1.00"
- 3) Hole - 22"
- 3) MH Step ML-10-TDS-NCR - 10"

0 lb
 1350 lb
 3770 lb
 250 lb
 0 lb
 0 lb
 0 lb
 0 lb
 0 lb
 Structure Total: 5370 lb

- Structure Notes:**
1. PER ASTM C478 SPECIFICATIONS.
 2. CONCRETE = 4,000 PSI AT 28 DAYS.
 3. NO INVERT CHANNEL.
 4. CASTING BY ICAST (JBS 3103 SINGLE SET (F/G/H))

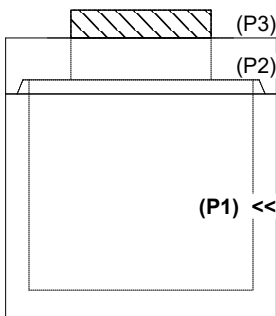
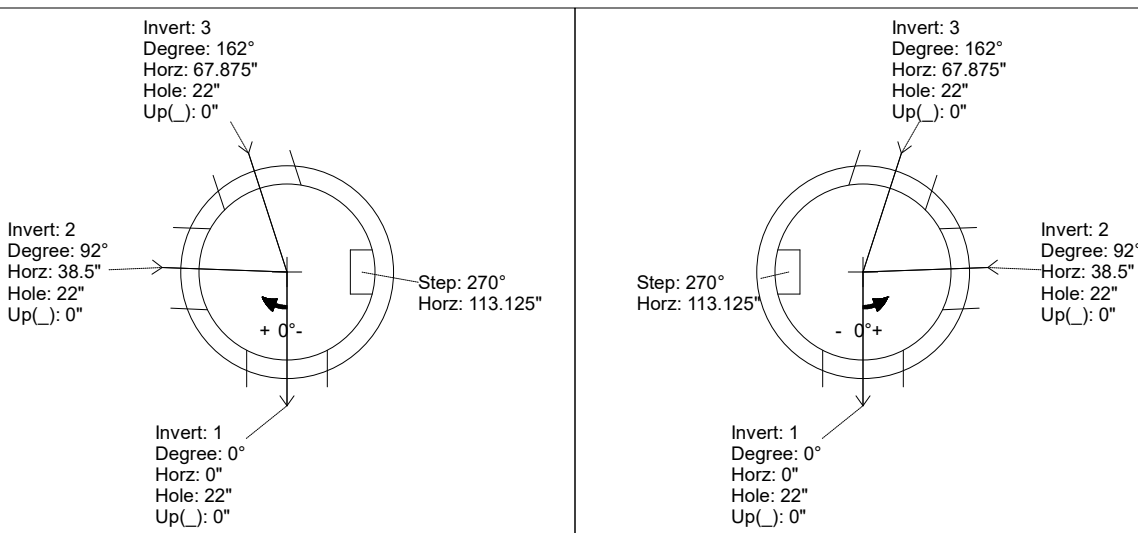
REINFORCING PER ASTM A615 (GRADE 60).
 - TOP SLAB (As .62) #5 BARS AT 6" C.C.E.W..
 - RISER/WALLS (As .12)
 - FLOOR (As .31) #5 BARS AT 12" C.C.E.W.

Rim: 587.7' Rim to Invert: 4.92' Slack: 1.29' Sump: 2.25' Step Position: 270°

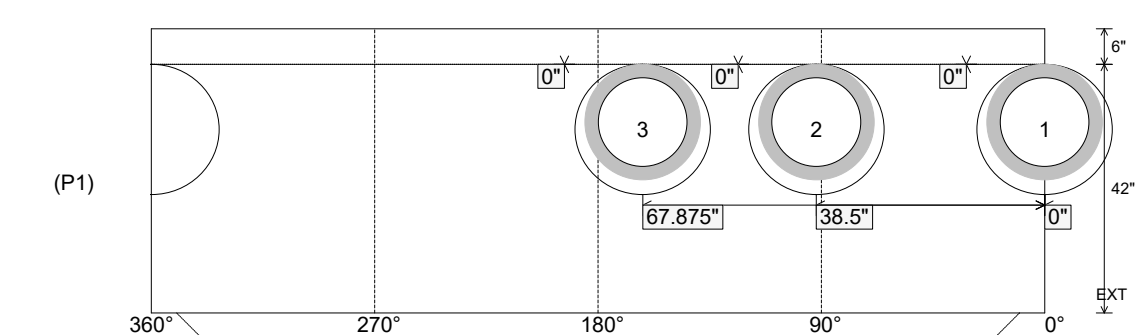
Position	Elev	Angle	Ext. (cw)	Pipe	Pipe OD	Connector	Hole	Horz Size	Up ()	Offset
Invert 1	582.78'	0°	0"	15" RCP B WALL	19.5"	Hole 22	22"	22.854"	0"	0"
Invert 2	582.78'	92°	46.625"	15" RCP B WALL	19.5"	Hole 22	22"	22.854"	0"	0"
Invert 3	582.78'	162°	82"	15" RCP B WALL	19.5"	Hole 22	22"	22.854"	0"	0"
Invert 4										
Invert 5										
Invert 6										
Invert 7										
Invert 8										

RIGHT-SIDE UP VIEW (int. dimensions)

UPSIDE-DOWN VIEW (int. dimensions)



INSIDE WALL DIMENSIONS



Coating (Int):
 Coating (Ext):

Seam Up: Tongue
 Seam Dn: n/a

Wall Thickness: 5"
 Floor Height: 6"

Height (Int): 42"
 Height (Ext): 48"

Weight (Net): 3770 lb
 Volume (Net): 0.96cu.yd