

Job Name: 26-1167 - Perkins Motor Plex  
 Job Location: Murfreesboro, TN 37128  
 Contractor: Bear Construction LLC

Plant: 100  
 4/16/2026 1:25:20 PM

Tech: Jared - F  
 PC: E. Bradley



**Structure ID: #1 (3)**

**P1 BX2896-06BVF**

**BOX BASE 6inW, 6inF, Variable Ht F/n**

- P2) 28" x 96" - CASTING HEIGHT - 6"
- P1) 28" x 96" - BOX BASE 6inW, 6inF, Variable Ht F/n - 46"
- 1) Conseal CS-102 1.00" (Single)
- 1) CASTING - JBS 3103 Triple Set (F/G/H)
- 3) Hole - 22
- 4) LINTEL BAR SLOT n/n - 7"x1"

0 lb  
 7886 lb  
 0 lb  
 250 lb  
 0 lb  
 0 lb  
 -----  
 Structure Total: 8136 lb

- Structure Notes:**
1. PER ASTM C913 SPECIFICATIONS.
  2. CONCRETE = 4,000 PSI AT 28 DAYS.
  3. NO STEPS AND NO INVERT CHANNEL.
  4. CASTING BY ICAST (JBS 3103 TRIPLE SET (F/G/H)).

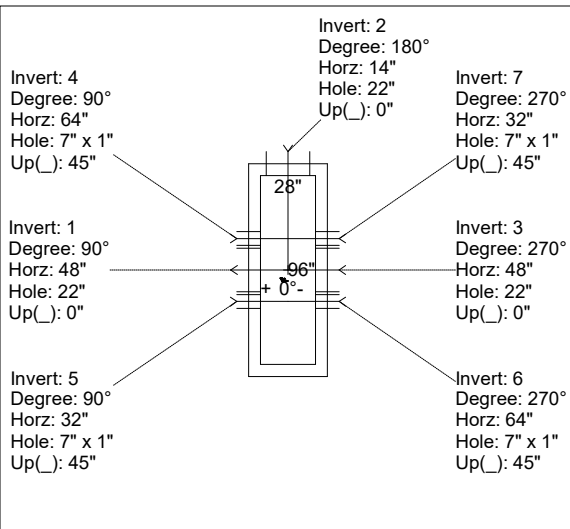
REINFORCING PER ASTM A615 (GRADE 60).  
 - WALLS (As .12) #5 BARS AT 12" C.C.E.W.  
 - FLOOR (As .12) #5 BARS AT 12" C.C.E.W.

Rim: 585.7' Rim to Invert: 4.15' Slack: 0.05' Sump: 2.25' Step Position:

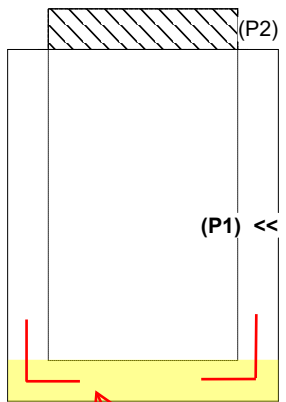
Position	Elev	Angle	Ext. (cw)	Pipe	Pipe OD	Connector	Hole	Horz Size	Up ( )	Offset
Invert 1	581.55'	90°	54"	15" RCP B WALL	19.5"	Hole 22	22"	22"	0"	0"
Invert 2	581.55'	180°	20"	15" RCP B WALL	19.5"	Hole 22	22"	22"	0"	0"
Invert 3	581.55'	270°	54"	15" RCP B WALL	19.5"	Hole 22	22"	22"	0"	0"
Invert 4	585.11'	90°	70"	7" x 1" LINTEL BAR SLOT	7" x 1"	LINTEL BAR SLOT 7"x1"	7" x 1"	7"	45"	16"
Invert 5	585.11'	90°	38"	7" x 1" LINTEL BAR SLOT	7" x 1"	LINTEL BAR SLOT 7"x1"	7" x 1"	7"	45"	-16"
Invert 6	585.11'	270°	70"	7" x 1" LINTEL BAR SLOT	7" x 1"	LINTEL BAR SLOT 7"x1"	7" x 1"	7"	45"	16"
Invert 7	585.11'	270°	38"	7" x 1" LINTEL BAR SLOT	7" x 1"	LINTEL BAR SLOT 7"x1"	7" x 1"	7"	45"	-16"
Invert 8										

RIGHT-SIDE UP VIEW (int. dimensions)

UPSIDE-DOWN VIEW (int. dimensions)

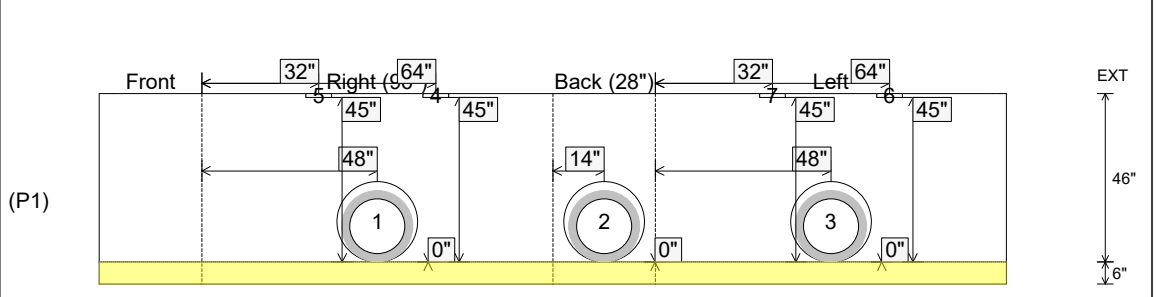


**1ST POUR (FLOOR) = 2,175 LBS  
 2ND POUR (FLOOR) = 5,711 LBS**



**1ST POUR (FLOOR)  
 STUB #5 L BARS OUT  
 TOP FLOOR, SPA AT  
 12" C/C FOR  
 CONNECTING WALLS**

INSIDE WALL DIMENSIONS



Coating (Int): Coating (Ext):	Seam Up: Flat Seam Dn: n/a	Wall Thickness: 6" Floor Height: 6"	Height (Int): 46" Height (Ext): 52"	Weight (Net): 7886 lb Volume (Net): 2.01cu.yd
----------------------------------	-------------------------------	--	--	--

Job Name: 26-1167 - Perkins Motor Plex  
 Job Location: Murfreesboro, TN 37128  
 Contractor: Bear Construction LLC

Plant: 100  
 4/16/2026 1:25:20 PM

Tech: Jared - F  
 PC: E. Bradley



**Structure ID: #1 (3)**

**P1 BX2896-06BVF**

**BOX BASE 6inW, 6inF, Variable Ht F/n**

- P2) 28" x 96" - CASTING HEIGHT - 6"
- P1) 28" x 96" - BOX BASE 6inW, 6inF, Variable Ht F/n - 46"
- 1) Conseal CS-102 1.00" (Single)
- 1) CASTING - JBS 3103 Triple Set (F/G/H)
- 3) Hole - 22
- 4) LINTEL BAR SLOT n/n - 7"x1"

0 lb  
 7886 lb  
 0 lb  
 250 lb  
 0 lb  
 0 lb  
 -----  
 Structure Total: 8136 lb

- Structure Notes:**
1. PER ASTM C913 SPECIFICATIONS.
  2. CONCRETE = 4,000 PSI AT 28 DAYS.
  3. NO STEPS AND NO INVERT CHANNEL.
  4. CASTING BY ICAST (JBS 3103 TRIPLE SET (F/G/H)).

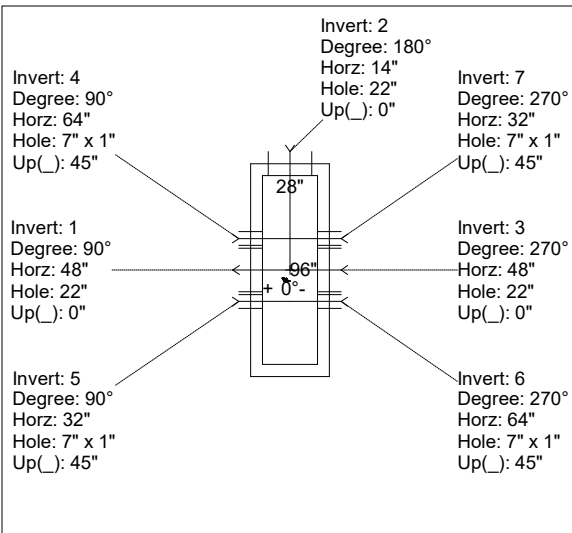
REINFORCING PER ASTM A615 (GRADE 60).  
 - WALLS (As .12) #5 BARS AT 12" C.C.E.W.  
 - FLOOR (As .12) #5 BARS AT 12" C.C.E.W.

Rim: 585.7' Rim to Invert: 4.15' Slack: 0.05' Sump: 2.25' Step Position:

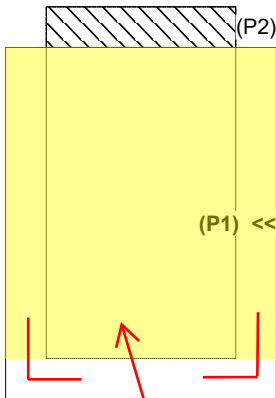
Position	Elev	Angle	Ext. (cw)	Pipe	Pipe OD	Connector	Hole	Horz Size	Up ( )	Offset
Invert 1	581.55'	90°	54"	15" RCP B WALL	19.5"	Hole 22	22"	22"	0"	0"
Invert 2	581.55'	180°	20"	15" RCP B WALL	19.5"	Hole 22	22"	22"	0"	0"
Invert 3	581.55'	270°	54"	15" RCP B WALL	19.5"	Hole 22	22"	22"	0"	0"
Invert 4	585.11'	90°	70"	7" x 1" LINTEL BAR SLOT	7" x 1"	LINTEL BAR SLOT 7"x1"	7" x 1"	7"	45"	16"
Invert 5	585.11'	90°	38"	7" x 1" LINTEL BAR SLOT	7" x 1"	LINTEL BAR SLOT 7"x1"	7" x 1"	7"	45"	-16"
Invert 6	585.11'	270°	70"	7" x 1" LINTEL BAR SLOT	7" x 1"	LINTEL BAR SLOT 7"x1"	7" x 1"	7"	45"	16"
Invert 7	585.11'	270°	38"	7" x 1" LINTEL BAR SLOT	7" x 1"	LINTEL BAR SLOT 7"x1"	7" x 1"	7"	45"	-16"
Invert 8										

RIGHT-SIDE UP VIEW (int. dimensions)

UPSIDE-DOWN VIEW (int. dimensions)

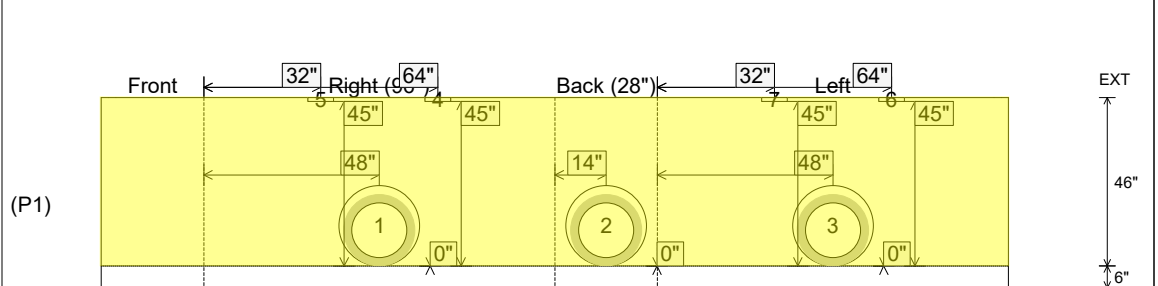


**1ST POUR (FLOOR) = 2,175 LBS  
 2ND POUR (FLOOR) = 5,711 LBS**



**2ND POUR (WALLS)**

INSIDE WALL DIMENSIONS



Coating (Int):  
 Coating (Ext):

Seam Up: Flat  
 Seam Dn: n/a

Wall Thickness: 6"  
 Floor Height: 6"

Height (Int): 46"  
 Height (Ext): 52"

Weight (Net): 7886 lb  
 Volume (Net): 2.01cu.yd