

Job Name: 26-1162 - Youngstown Sewer Replacement
 Job Location: Jeffersonville, IN 47130
 Contractor: SLB Pipe Solutions

Plant: 100

Tech: J. Horsley - F

3/12/2026 4:19:51 PM

PC: T. Lewis



Structure ID: S4 (5)

P2 MH048RS48S

MH RISER T/G

- P4) 24" - CASTING HEIGHT - 7"
- P3) 48" - ECC CONE w/ 24" HOLE F/G - 24"
- P2) 48" - MH RISER T/G - 48"
- P1) 48" - MH BASE Custom Ht T/n - 32"
- 1) JOINT WRAP - 0.065"x6"x50' CONSEAL CS212
- 1) JOINT WRAP PRIMER - CONSEAL CS-75 (1 gal.)
- 1) 48" - MH INVERT CHANNEL - FULL HEIGHT
- 1) CASTING - HOE MC-375 F/C Sanitary
- 2) 48" - Conseal CS-102 1.00" (Double)
- 1) PSX - 12-08 NYLO

0 lb
 1550 lb
 3353 lb
 3518 lb
 0 lb
 0 lb
 1440 lb
 271 lb
 0 lb
 8 lb

 Structure Total: 10140 lb

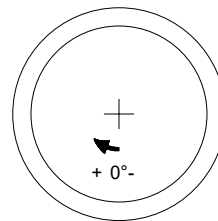
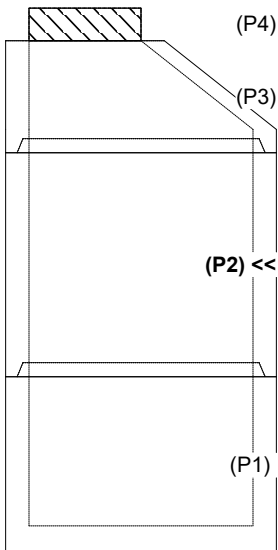
- Structure Notes:
1. PER ASTM C478 SPECIFICATIONS.
 2. CONCRETE = 4,000 PSI AT 28 DAYS.
 3. CASTING BY ICAST (HOE MC-375 F/C SANITARY)
 4. NO STEPS.

REINFORCING PER ASTM A615 (GRADE 60).
 - CONE (As .12)
 - RISER/WALLS (As .12)
 - FLOOR (As .31) #5 BARS AT 12" C.C.E.W.

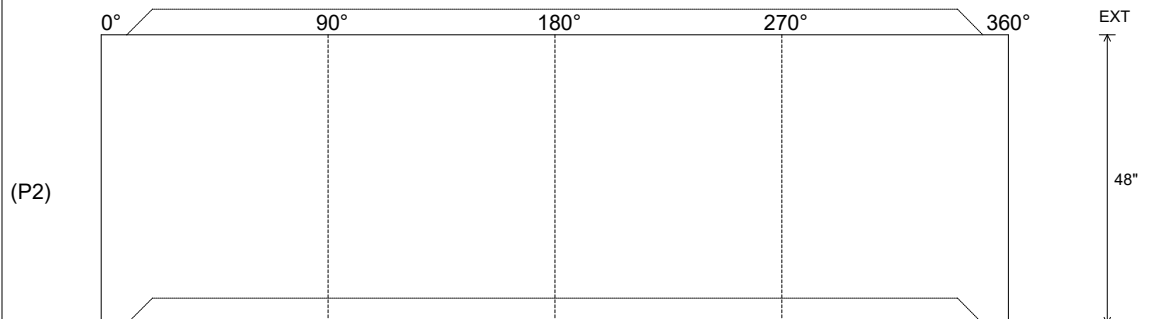
Rim: 460.05' Rim to Invert: 9.05' Slack: 0.6" Sump: 3" Step Position:

Position	Elev	Angle	Ext. (cw)	Pipe	Pipe OD	Connector	Hole	Horz Size	Up (L)	Offset
Invert 1										
Invert 2										
Invert 3										
Invert 4										
Invert 5										
Invert 6										
Invert 7										
Invert 8										

RIGHT-SIDE UP VIEW (int. dimensions)



INSIDE WALL DIMENSIONS



Coating (Int):
 Coating (Ext):

Seam Up: Tongue
 Seam Dn: Groove

Wall Thickness: 5"
 Floor Height: 0"

Height (Int): 48"
 Height (Ext): 48"

Weight (Net): 3353 lb
 Volume (Net): 0.86cu.yd