

Job Name: 26-1162 - Youngstown Sewer Replacement  
 Job Location: Jeffersonville, IN 47130  
 Contractor: SLB Pipe Solutions

Plant: 100  
 3/12/2026 4:19:50 PM

Tech: J. Horsley - F  
 PC: T. Lewis



**Structure ID: S3 (4)**

**P2 MH048RS36S**

**MH RISER T/G**

P4) 24" - CASTING HEIGHT - 7"	0 lb
P3) 48" - MH FLAT TOP w/ 24" ECC Hole F/G - 12"	1561 lb
P2) 48" - MH RISER T/G - 36"	2515 lb
P1) 48" - MH BASE Custom Ht T/n - 27"	3073 lb
1) JOINT WRAP - 0.065"x6"x50' CONSEAL CS212	0 lb
1) JOINT WRAP PRIMER - CONSEAL CS-75 (1 gal.)	0 lb
1) 48" - MH INVERT CHANNEL - FULL HEIGHT	1440 lb
1) CASTING - HOE MC-375 F/C Sanitary	271 lb
2) 48" - Conseal CS-102 1.00" (Double)	0 lb
3) PSX - 12-08 NYLO	24 lb
<b>Structure Total:</b>	<b>8884 lb</b>

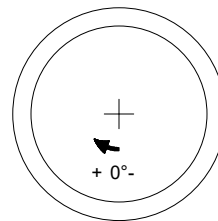
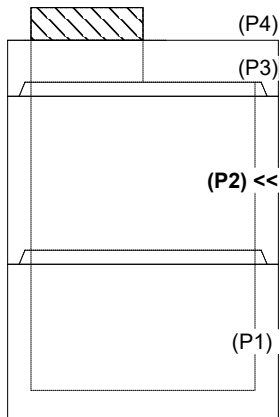
**Structure Notes:**  
 1. PER ASTM C478 SPECIFICATIONS.  
 2. CONCRETE = 4,000 PSI AT 28 DAYS.  
 3. CASTING BY ICAST (HOE MC-375 F/C SANITARY)  
 4. NO STEPS.

REINFORCING PER ASTM A615 (GRADE 60).  
 - TOP SLAB = H20 LOADING.  
 - RISER/WALLS (As .12)  
 - FLOOR (As .31) #5 BARS AT 12" C.C.E.W.

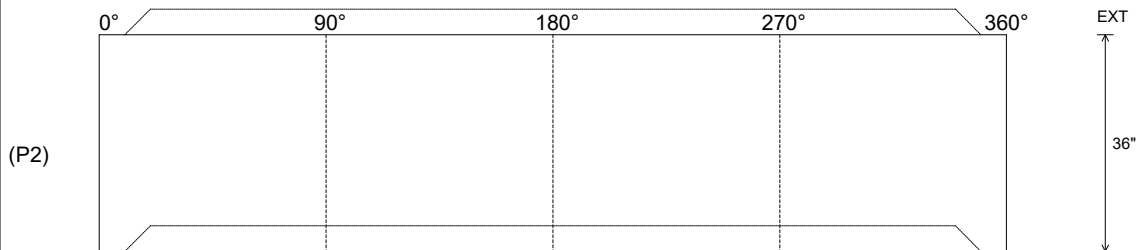
Rim: 455.29' Rim to Invert: 6.62' Slack: 0.44" Sump: 3" Step Position:

Position	Elev	Angle	Ext. (cw)	Pipe	Pipe OD	Connector	Hole	Horz Size	Up (L)	Offset
Invert 1										
Invert 2										
Invert 3										
Invert 4										
Invert 5										
Invert 6										
Invert 7										
Invert 8										

**RIGHT-SIDE UP VIEW (int. dimensions)**



**INSIDE WALL DIMENSIONS**



Coating (Int): Coating (Ext):	Seam Up: Tongue Seam Dn: Groove	Wall Thickness: 5" Floor Height: 0"	Height (Int): 36" Height (Ext): 36"	Weight (Net): 2515 lb Volume (Net): 0.64cu.yd
----------------------------------	------------------------------------	--	--	--