

Job Name: 26-1141 - KYTC Warren Co (261106)
 Job Location: Bowling Green, KY
 Contractor: Mick-Murf Construction Inc.

Plant: 100
 3/17/2026 4:01:16 PM

Tech: Jared - F
 PC: C. Goff



Structure ID: B06 (34)

P1 BX2460-08BAVF

BOX BASE 8inW, 8inF, Variable Ht F/n

- P3) 15" x 59" - P.I.P. - BY OTHERS - 8"
- P2) 24" x 60" - BX FLAT LID 8inW, w/15"x59" HOLE (KYTC DBI-13S) - 8"
- P1) 24" x 60" - BOX BASE 8inW, 8inF, Variable Ht - 96"
- 1) SECONDARY POUR - Walls
- 1) 24" x 60" - Conseal CS-102 1.00"
- 1) Hole - 28
- 1) Hole - 18
- 1) Hole - 22
- 2) Hole - 4

0 lb
 1461 lb
 13930 lb
 0 lb
 0 lb
 0 lb
 0 lb
 0 lb
 0 lb

Structure Notes:
 KYTC STATE PROJECT
 1. KYTC DBI TYPE 13S MOD. / ASTM C-913 SPEC'S.
 2. CONCRETE = 4,000 PSI AT 28 DAYS.
 3. CASTINGS SUPPLIED BY OTHERS (HOE KY-230-S F/G)
 REINFORCING PER ASTM A615 (GRADE 60).
 - TOP SLAB (As .62) #5 BARS AT 6" C.C.E.W. (DBL MAT).
 - WALLS (As .31) #5 BARS AT 12" C.C.E.W..
 - FLOOR (As .31) #5 BARS AT 12" C.C.E.W.

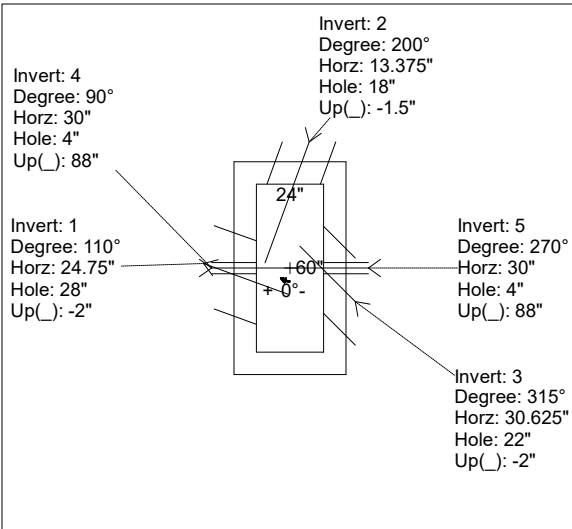
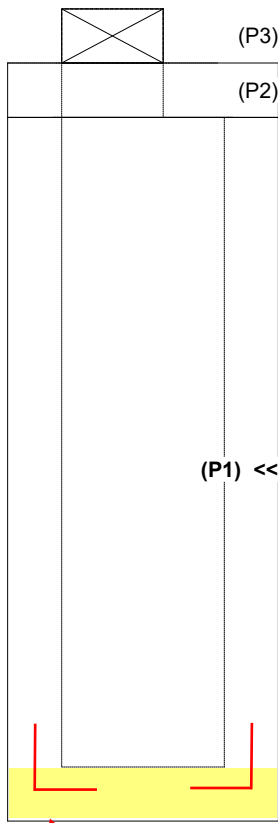
Structure Total: 15391 lb

Rim: 478.21' Rim to Invert: 9.63' Slack: 3.56" Sump: 0" Step Position:

Position	Elev	Angle	Ext. (cw)	Pipe	Pipe OD	Connector	Hole	Horz Size	Up ()	Offset
Invert 1	468.58'	110°	35.75"	24" CMP	25"	Hole 28	28"	29.797"	-2"	-9"
Invert 2	468.58'	200°	24.25"	15" CMP	16"	Hole 18	18"	19.155"	-1.5"	-9"
Invert 3	468.58'	315°	46.625"	18" CMP	19"	Hole 22	22"	31.113"	-2"	-8"
Invert 4	475.91'	90°	38"	4" WEEP HOLE	4"	Hole 4	4"	4"	88"	0"
Invert 5	475.91'	270°	38"	4" WEEP HOLE	4"	Hole 4	4"	4"	88"	0"
Invert 6										
Invert 7										
Invert 8										

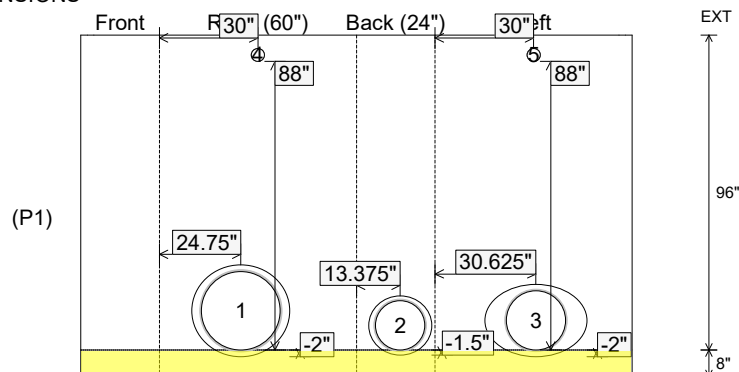
RIGHT-SIDE UP VIEW (int. dimensions)

UPSIDE-DOWN VIEW (int. dimensions)



1ST POUR (FLOOR) = 1,740 LBS
2ND POUR (WALLS) = 9,280 LBS

INSIDE WALL DIMENSIONS



1ST POUR (FLOOR)
STUB #5 L BARS OUT
TOP FLOOR, SPA AT
12" C/C FOR
CONNECTING WALLS

Coating (Int):
 Coating (Ext):

Seam Up: Flat
 Seam Dn: n/a

Wall Thickness: 8"
 Floor Height: 8"

Height (Int): 96"
 Height (Ext): 104"

Weight (Net): 13930 lb
 Volume (Net): 3.56cu.yd

Job Name: 26-1141 - KYTC Warren Co (261106)
 Job Location: Bowling Green, KY
 Contractor: Mick-Murf Construction Inc.

Plant: 100
 3/17/2026 4:01:16 PM

Tech: Jared - F
 PC: C. Goff



Structure ID: B06 (34)

P1 BX2460-08BAVF

BOX BASE 8inW, 8inF, Variable Ht F/n

- P3) 15" x 59" - P.I.P. - BY OTHERS - 8"
- P2) 24" x 60" - BX FLAT LID 8inW, w/15"x59" HOLE (KYTC DBI-13S) - 8"
- P1) 24" x 60" - BOX BASE 8inW, 8inF, Variable Ht - 96"
- 1) SECONDARY POUR - Walls
- 1) 24" x 60" - Conseal CS-102 1.00"
- 1) Hole - 28
- 1) Hole - 18
- 1) Hole - 22
- 2) Hole - 4

0 lb
 1461 lb
 13930 lb
 0 lb
 0 lb
 0 lb
 0 lb
 0 lb
 0 lb

Structure Notes:
 KYTC STATE PROJECT
 1. KYTC DBI TYPE 13S MOD. / ASTM C-913 SPEC'S.
 2. CONCRETE = 4,000 PSI AT 28 DAYS.
 3. CASTINGS SUPPLIED BY OTHERS (HOE KY-230-S F/G)
 REINFORCING PER ASTM A615 (GRADE 60).
 - TOP SLAB (As .62) #5 BARS AT 6" C.C.E.W. (DBL MAT).
 - WALLS (As .31) #5 BARS AT 12" C.C.E.W..
 - FLOOR (As .31) #5 BARS AT 12" C.C.E.W.

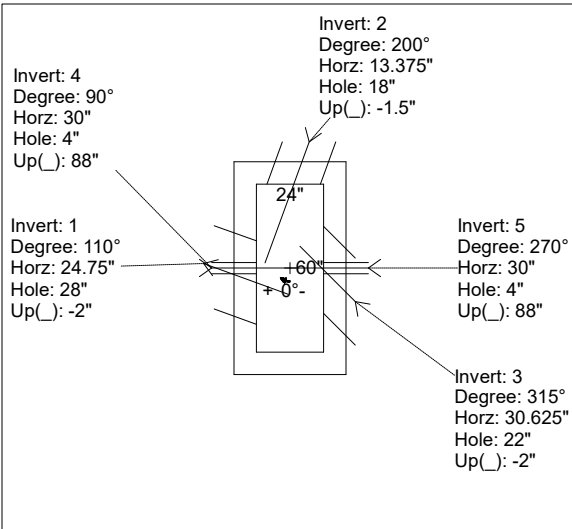
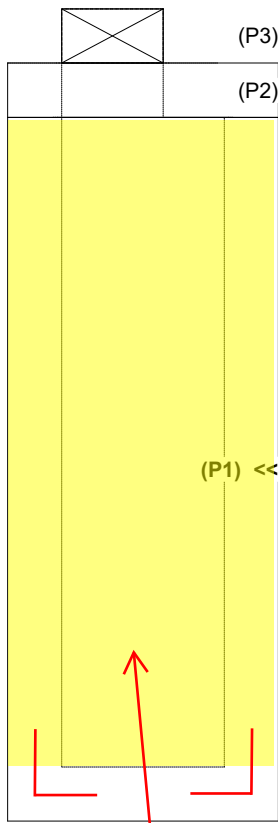
Structure Total: 15391 lb

Rim: 478.21' Rim to Invert: 9.63' Slack: 3.56" Sump: 0" Step Position:

Position	Elev	Angle	Ext. (cw)	Pipe	Pipe OD	Connector	Hole	Horz Size	Up ()	Offset
Invert 1	468.58'	110°	35.75"	24" CMP	25"	Hole 28	28"	29.797"	-2"	-9"
Invert 2	468.58'	200°	24.25"	15" CMP	16"	Hole 18	18"	19.155"	-1.5"	-9"
Invert 3	468.58'	315°	46.625"	18" CMP	19"	Hole 22	22"	31.113"	-2"	-8"
Invert 4	475.91'	90°	38"	4" WEEP HOLE	4"	Hole 4	4"	4"	88"	0"
Invert 5	475.91'	270°	38"	4" WEEP HOLE	4"	Hole 4	4"	4"	88"	0"
Invert 6										
Invert 7										
Invert 8										

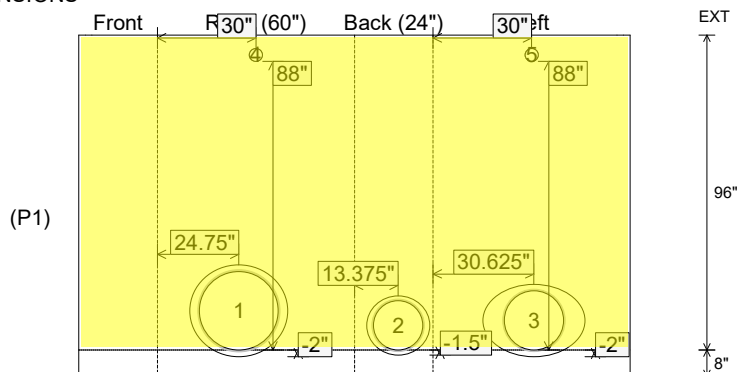
RIGHT-SIDE UP VIEW (int. dimensions)

UPSIDE-DOWN VIEW (int. dimensions)



**1ST POUR (FLOOR) = 1,740 LBS
 2ND POUR (WALLS) = 9,280 LBS**

INSIDE WALL DIMENSIONS



Coating (Int):
 Coating (Ext):

Seam Up: Flat
 Seam Dn: n/a

Wall Thickness: 8"
 Floor Height: 8"

Height (Int): 96"
 Height (Ext): 104"

Weight (Net): 13930 lb
 Volume (Net): 3.56cu.yd