

**Job Name: 26-1141 - KYTC Warren Co (261106)**  
**Job Location: Bowling Green, KY**  
**Contractor: Mick-Murf Construction Inc.**

PC: C. Goff  
 TECH: Jared - F  
 Plant: 100



Structure ID: **A22 (22)**  
 Spec: KYTC  
 Type: DBI TYPE 11  
 Size: 24" x 30"

Rim: 482.94'  
 Invert: 478.74'  
 Rim to Invert: 4.2'

Sump: 0"  
 Floor (Top): 478.74'  
 Floor Height: 8"

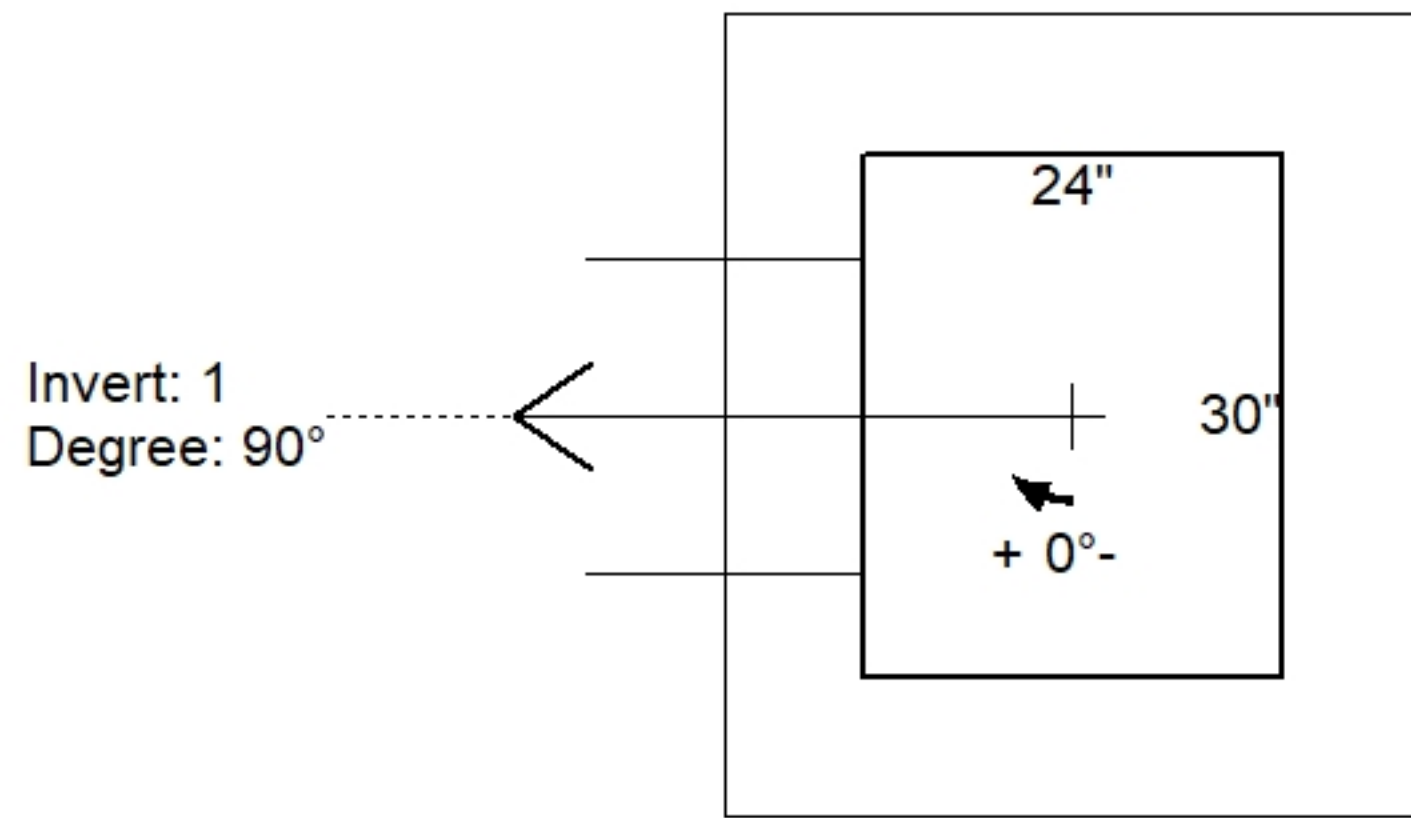
Floor (Bot): 478.073'  
 Overall Height: 4.563'  
 Slack: 3.65"

Structure Notes:  
**\*\*KYTC STATE PROJECT\*\***  
 1. KYTC DBI TYPE 11 / ASTM C-913 SPEC'S.  
 2. CONCRETE = 4,000 PSI AT 28 DAYS.  
 3. CASTING SUPPLIED BY OTHERS (HOE KY-460-11 F/G (DBI 11)).

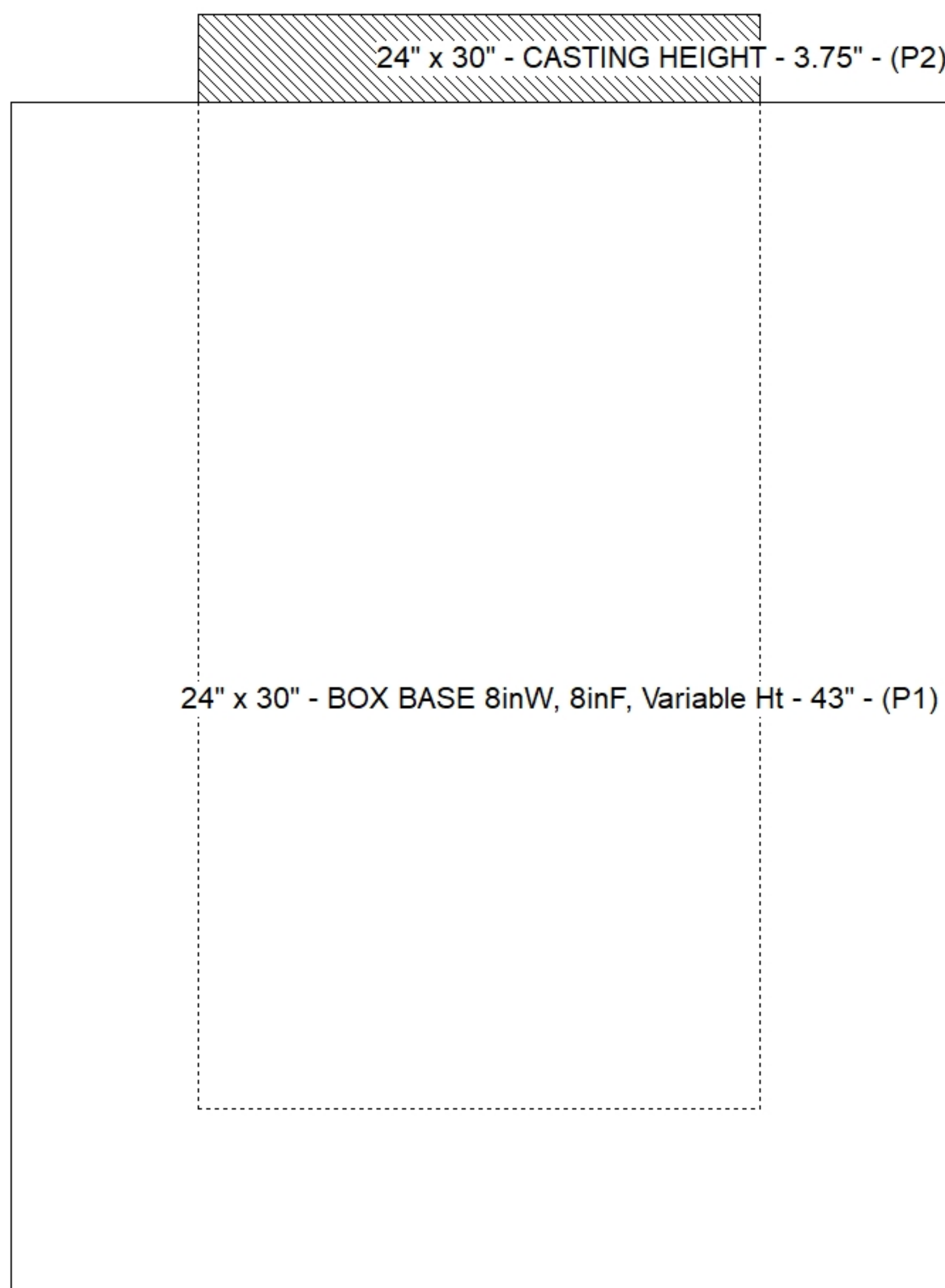
REINFORCING PER ASTM A615 (GRADE 60).  
 - WALLS (As .31) #5 BARS AT 12" C.C.E.W..  
 - FLOOR (As .31) #5 BARS AT 12" C.C.E.W.

STRUCTURE SUMMARY:

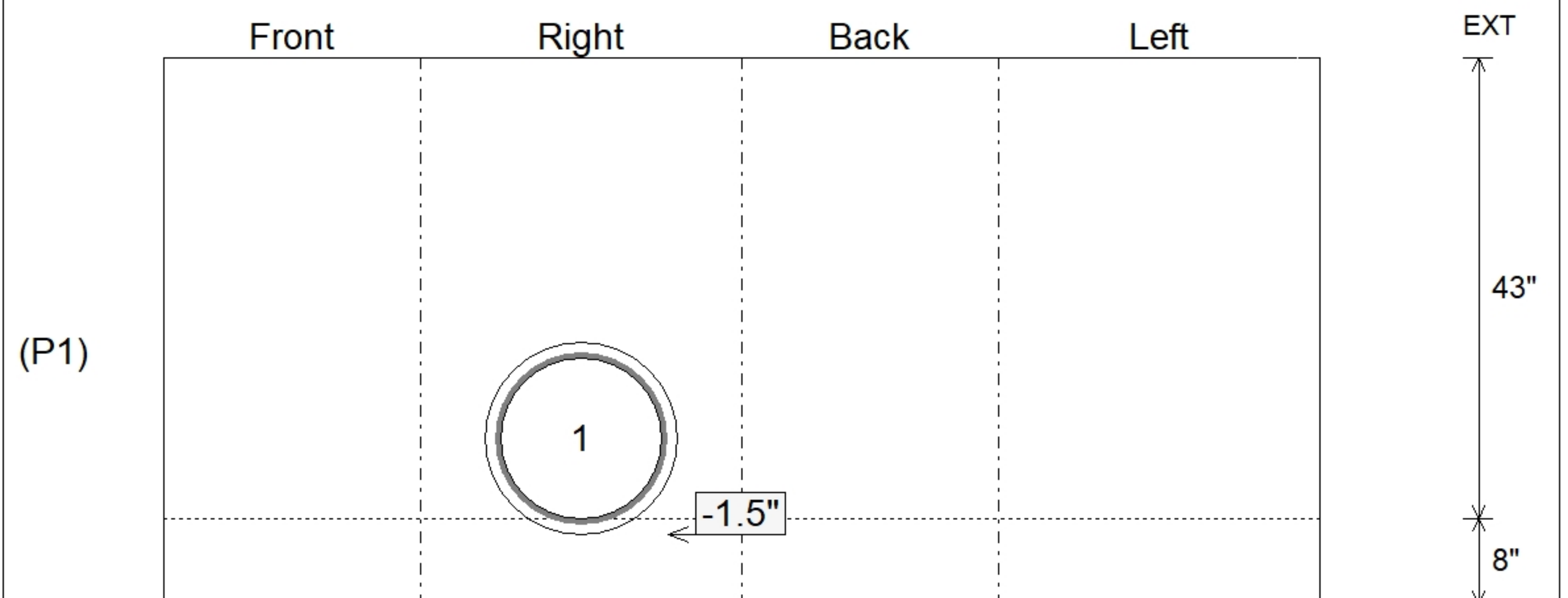
|  |                |
|--|----------------|
| P2) 24" x 30" - CASTING HEIGHT - 3.75"                 | 0 lb           |
| P1) 24" x 30" - BOX BASE 8inW, 8inF, Variable Ht - 43" | 5106 lb        |
| 1) 24" x 30" - Con Seal CS-102 1.00"                   | 0 lb           |
| 1) Hole - 18   | 0 lb           |
| <b>Structure Total:</b>                                | <b>5106 lb</b> |



| Position | Elev    | Angle | Pipe    | Pipe OD | Hole | Connector | Up (L) | Ref |
|----------|---------|-------|---------|---------|------|-----------|--------|-----|
| Rim      | 482.94' |       |         |         |      |           |        |     |
| Reducer  |         |       |         |         |      |           |        |     |
| Invert 1 | 478.74' | 90°   | 15" CMP | 16"     | 18"  | Hole 18   | -1.5"  | P1  |
| Invert 2 |         |       |         |         |      |           |        |     |
| Invert 3 |         |       |         |         |      |           |        |     |
| Invert 4 |         |       |         |         |      |           |        |     |
| Invert 5 |         |       |         |         |      |           |        |     |
| Invert 6 |         |       |         |         |      |           |        |     |
| Invert 7 |         |       |         |         |      |           |        |     |
| Invert 8 |         |       |         |         |      |           |        |     |



**Default - Interior Dimensions**



Submittal Drawing  
 3/23/2026 1:18:29 PM

SUBMITTAL  
 APPROVED BY: