

Job Name: 26-1141 - KYTC Warren Co (261106)
 Job Location: Bowling Green, KY
 Contractor: Mick-Murf Construction Inc.

Plant: 100
 3/18/2026 7:24:12 PM

Tech: Jared - F
 PC: C. Goff



Structure ID: A01 (25)

P1 BX2460-08BAVF

BOX BASE 8inW, 8inF, Variable Ht F/n

- P3) 15" x 59" - P.I.P. - BY OTHERS - 8"
- P2) 24" x 60" - BX FLAT LID 8inW, w/15"x59" HOLE (KYTC DBI-13S) - 8"
- P1) 24" x 60" - BOX BASE 8inW, 8inF, Variable Ht - 49"
- 1) SECONDARY POUR - Walls
- 1) 24" x 60" - Conseal CS-102 1.00"
- 2) Hole - 30
- 1) Hole - 28
- 1) Hole - 18
- 2) Hole - 4

0 lb
 1461 lb
 7173 lb
 0 lb
 0 lb
 0 lb
 0 lb
 0 lb
 0 lb

Structure Notes:
 KYTC STATE PROJECT
 1. KYTC DBI TYPE 13S MOD. / ASTM C-913 SPEC'S.
 2. CONCRETE = 4,000 PSI AT 28 DAYS.
 3. CASTINGS SUPPLIED BY OTHERS (HOE KY-230-S F/G)
 REINFORCING PER ASTM A615 (GRADE 60).
 - TOP SLAB (As .62) #5 BARS AT 6" C.C.E.W. (DBL MAT).
 - WALLS (As .31) #5 BARS AT 12" C.C.E.W..
 - FLOOR (As .31) #5 BARS AT 12" C.C.E.W.

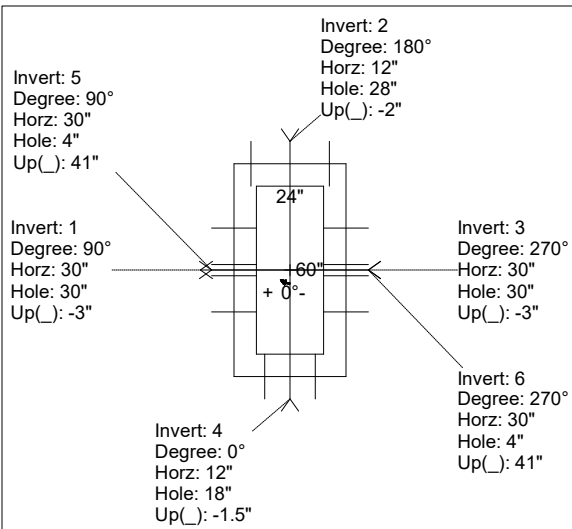
Structure Total: 8634 lb

Rim: 482.35' Rim to Invert: 5.73' Slack: 3.76" Sump: 0" Step Position:

Position	Elev	Angle	Ext. (cw)	Pipe	Pipe OD	Connector	Hole	Horz Size	Up ()	Offset
Invert 1	476.62'	90°	38"	24" HDPE	27.8"	Hole 30	30"	30"	-3"	0"
Invert 2	476.62'	180°	20"	24" CMP	25"	Hole 28	28"	26"	-2"	0"
Invert 3	476.62'	270°	38"	24" HDPE	27.8"	Hole 30	30"	30"	-3"	0"
Invert 4	476.62'	0°	20"	15" CMP	16"	Hole 18	18"	18"	-1.5"	0"
Invert 5	480.04'	90°	38"	4" WEEP HOLE	4"	Hole 4	4"	4"	41"	0"
Invert 6	480.04'	270°	38"	4" WEEP HOLE	4"	Hole 4	4"	4"	41"	0"
Invert 7										
Invert 8										

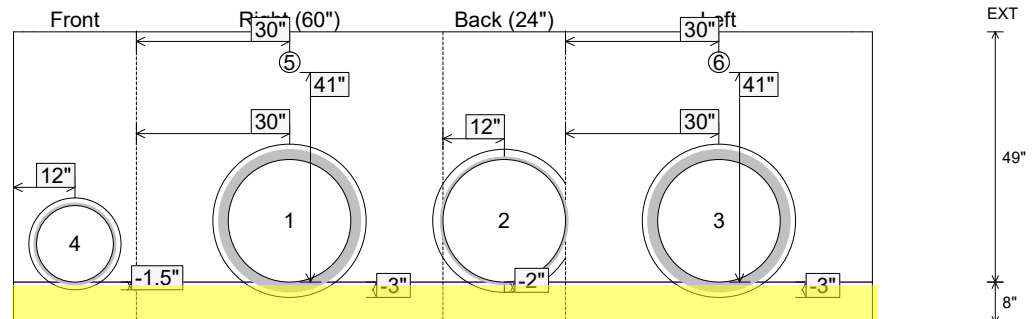
RIGHT-SIDE UP VIEW (int. dimensions)

UPSIDE-DOWN VIEW (int. dimensions)



**1ST POUR (FLOOR) = 1,740 LBS
 2ND POUR (WALLS) = 4,737 LBS**

INSIDE WALL DIMENSIONS



**1ST POUR (FLOOR)
 STUB #5 L BARS OUT
 TOP FLOOR, SPA AT
 12" C/C FOR
 CONNECTING WALLS**

Coating (Int): Coating (Ext):	Seam Up: Flat Seam Dn: n/a	Wall Thickness: 8" Floor Height: 8"	Height (Int): 49" Height (Ext): 57"	Weight (Net): 7173 lb Volume (Net): 1.83cu.yd
----------------------------------	-------------------------------	--	--	--

Job Name: 26-1141 - KYTC Warren Co (261106)	Plant: 100	Tech: Jared - F	
Job Location: Bowling Green, KY Contractor: Mick-Murf Construction Inc.	3/18/2026 7:24:12 PM	PC: C. Goff	

Structure ID: A01 (25)

P1 BX2460-08BAVF

BOX BASE 8inW, 8inF, Variable Ht F/n

P3) 15" x 59" - P.I.P. - BY OTHERS - 8"	0 lb
P2) 24" x 60" - BX FLAT LID 8inW, w/15"x59" HOLE (KYTC DBI-13S) - 8"	1461 lb
P1) 24" x 60" - BOX BASE 8inW, 8inF, Variable Ht - 49"	7173 lb
1) SECONDARY POUR - Walls	0 lb
1) 24" x 60" - Conseal CS-102 1.00"	0 lb
2) Hole - 30	0 lb
1) Hole - 28	0 lb
1) Hole - 18	0 lb
2) Hole - 4	0 lb
Structure Total:	8634 lb

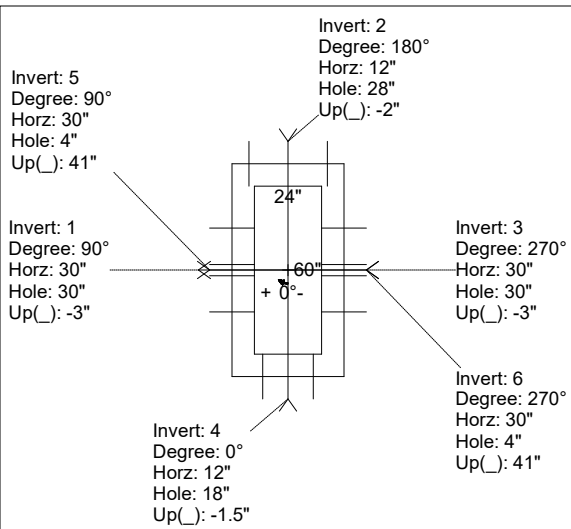
Structure Notes:
****KYTC STATE PROJECT****
 1. KYTC DBI TYPE 13S MOD. / ASTM C-913 SPEC'S.
 2. CONCRETE = 4,000 PSI AT 28 DAYS.
 3. CASTINGS SUPPLIED BY OTHERS (HOE KY-230-S F/G)
 REINFORCING PER ASTM A615 (GRADE 60).
 - TOP SLAB (As .62) #5 BARS AT 6" C.C.E.W. (DBL MAT).
 - WALLS (As .31) #5 BARS AT 12" C.C.E.W..
 - FLOOR (As .31) #5 BARS AT 12" C.C.E.W.

Rim: 482.35'	Rim to Invert: 5.73'	Slack: 3.76"	Sump: 0"	Step Position:
--------------	----------------------	--------------	----------	----------------

Position	Elev	Angle	Ext. (cw)	Pipe	Pipe OD	Connector	Hole	Horz Size	Up ()	Offset
Invert 1	476.62'	90°	38"	24" HDPE	27.8"	Hole 30	30"	30"	-3"	0"
Invert 2	476.62'	180°	20"	24" CMP	25"	Hole 28	28"	26"	-2"	0"
Invert 3	476.62'	270°	38"	24" HDPE	27.8"	Hole 30	30"	30"	-3"	0"
Invert 4	476.62'	0°	20"	15" CMP	16"	Hole 18	18"	18"	-1.5"	0"
Invert 5	480.04'	90°	38"	4" WEEP HOLE	4"	Hole 4	4"	4"	41"	0"
Invert 6	480.04'	270°	38"	4" WEEP HOLE	4"	Hole 4	4"	4"	41"	0"
Invert 7										
Invert 8										

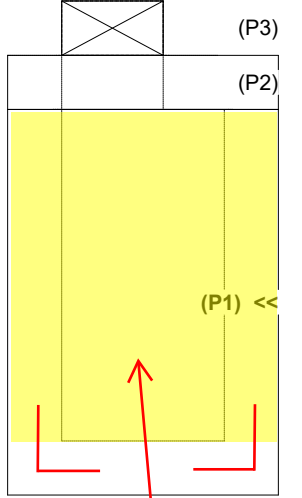
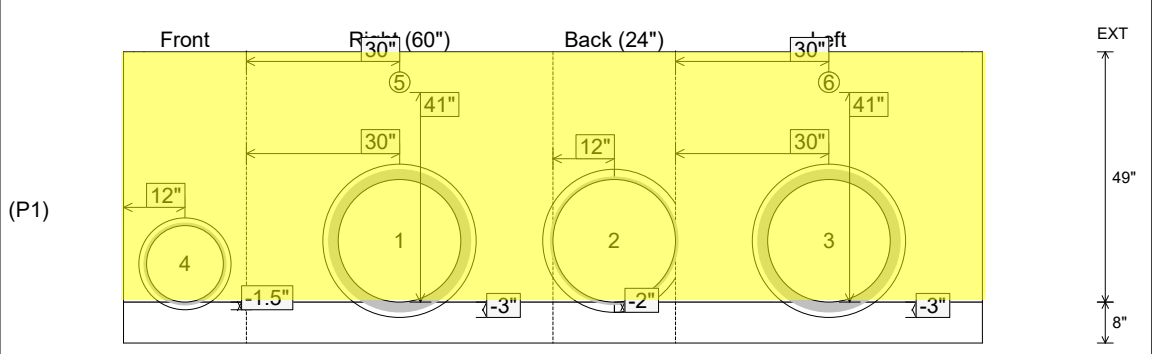
RIGHT-SIDE UP VIEW (int. dimensions)

UPSIDE-DOWN VIEW (int. dimensions)



1ST POUR (FLOOR) = 1,740 LBS
2ND POUR (WALLS) = 4,737 LBS

INSIDE WALL DIMENSIONS



2ND POUR (WALLS)

Coating (Int): Coating (Ext):	Seam Up: Flat Seam Dn: n/a	Wall Thickness: 8" Floor Height: 8"	Height (Int): 49" Height (Ext): 57"	Weight (Net): 7173 lb Volume (Net): 1.83cu.yd
----------------------------------	-------------------------------	--	--	--