

Job Name: 26-1141 - KYTC Warren Co (261106)
 Job Location: Bowling Green, KY
 Contractor: Mick-Murf Construction Inc.

Plant: 100
 3/18/2026 7:24:10 PM

Tech: Jared - F
 PC: C. Goff



Structure ID: A00 (24)

P1 MH048BAVF

MH BASE Custom Ht T/n

- P3) 24" - CASTING HEIGHT - 4"
- P2) 48" - MH FLAT LID w/24in ECC Hole F/G - 12"
- P1) 48" - MH BASE Custom Ht T/n - 40"
- 1) 48" - Conseal CS-102 1.00"
- 1) Hole - 26
- 1) Hole - 30
- 3) MH Step ML-10-TDS-NCR - 10"

0 lb
 1561 lb
 3575 lb
 0 lb
 0 lb
 0 lb
 0 lb

 Structure Total: 5136 lb

Structure Notes:
****KYTC STATE PROJECT****
 1. PER KYTC MH A / ASTM C478 SPEC'S.
 2. CONCRETE = 4,000 PSI AT 28 DAYS.
 3. CASTING SUPPLIED BY OTHERS (HOE KY-206 F/C (KY CBI A)).

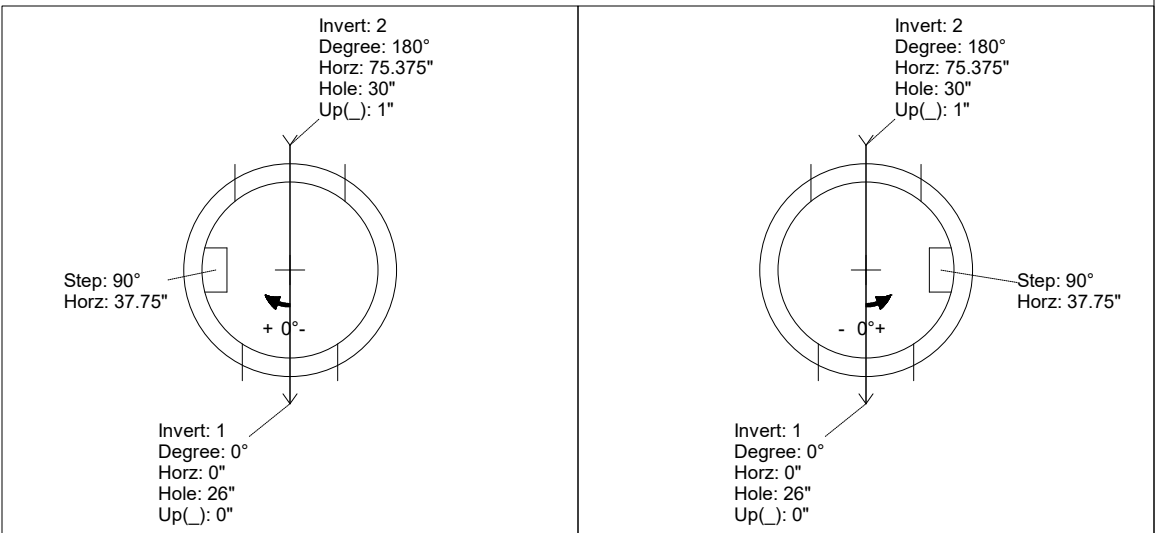
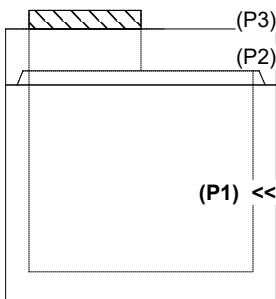
REINFORCING PER ASTM A615 (GRADE 60.)
 - TOP SLAB (As .62) #5 BARS AT 6" C.C.E.W..
 - RISER/WALLS (As .12)
 - FLOOR (As .31) #5 BARS AT 12" C.C.E.W.

Rim: 481.08' Rim to Invert: 4.69' Slack: 4.28" Sump: 4" Step Position: 90°

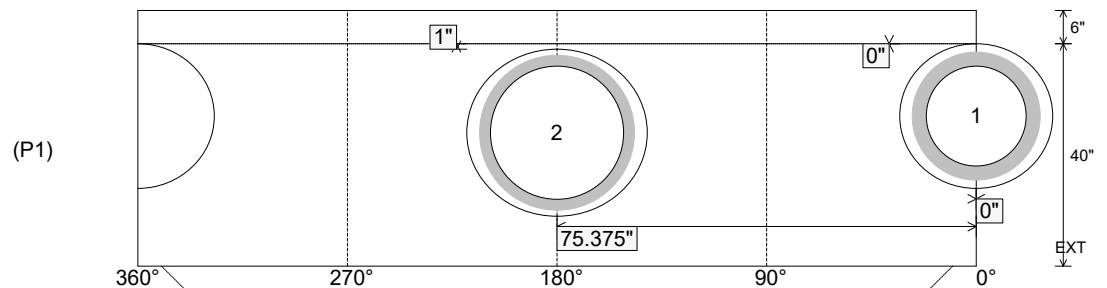
Position	Elev	Angle	Ext. (cw)	Pipe	Pipe OD	Connector	Hole	Horz Size	Up ()	Offset
Invert 1	476.39'	0°	0"	18" RCP B WALL	23"	Hole 26	26"	27.476"	0"	0"
Invert 2	476.39'	180°	91.125"	24" HDPE	27.8"	Hole 30	30"	32.406"	1"	0"
Invert 3										
Invert 4										
Invert 5										
Invert 6										
Invert 7										
Invert 8										

RIGHT-SIDE UP VIEW (int. dimensions)

UPSIDE-DOWN VIEW (int. dimensions)



INSIDE WALL DIMENSIONS



Coating (Int):
 Coating (Ext):

Seam Up: Tongue
 Seam Dn: n/a

Wall Thickness: 5"
 Floor Height: 6"

Height (Int): 40"
 Height (Ext): 46"

Weight (Net): 3575 lb
 Volume (Net): 0.91cu.yd