

Job Name: 26-1117 Horse Soldier Farms Visitor Entry Road
Job Location: Somerset, KY
Contractor: Weddle Enterprises, Inc

PC: Celina Goff
 TECH: Jared - A
 Plant: 100



Structure ID: **S1 Riser**
 Spec: KYTC
 Type: MH A
 Size: 48"

Rim: 5'
 Invert: 5'
 Rim to Invert: 0"

Sump: 0"
 Floor (Top): 0"
 Floor Height: 0"

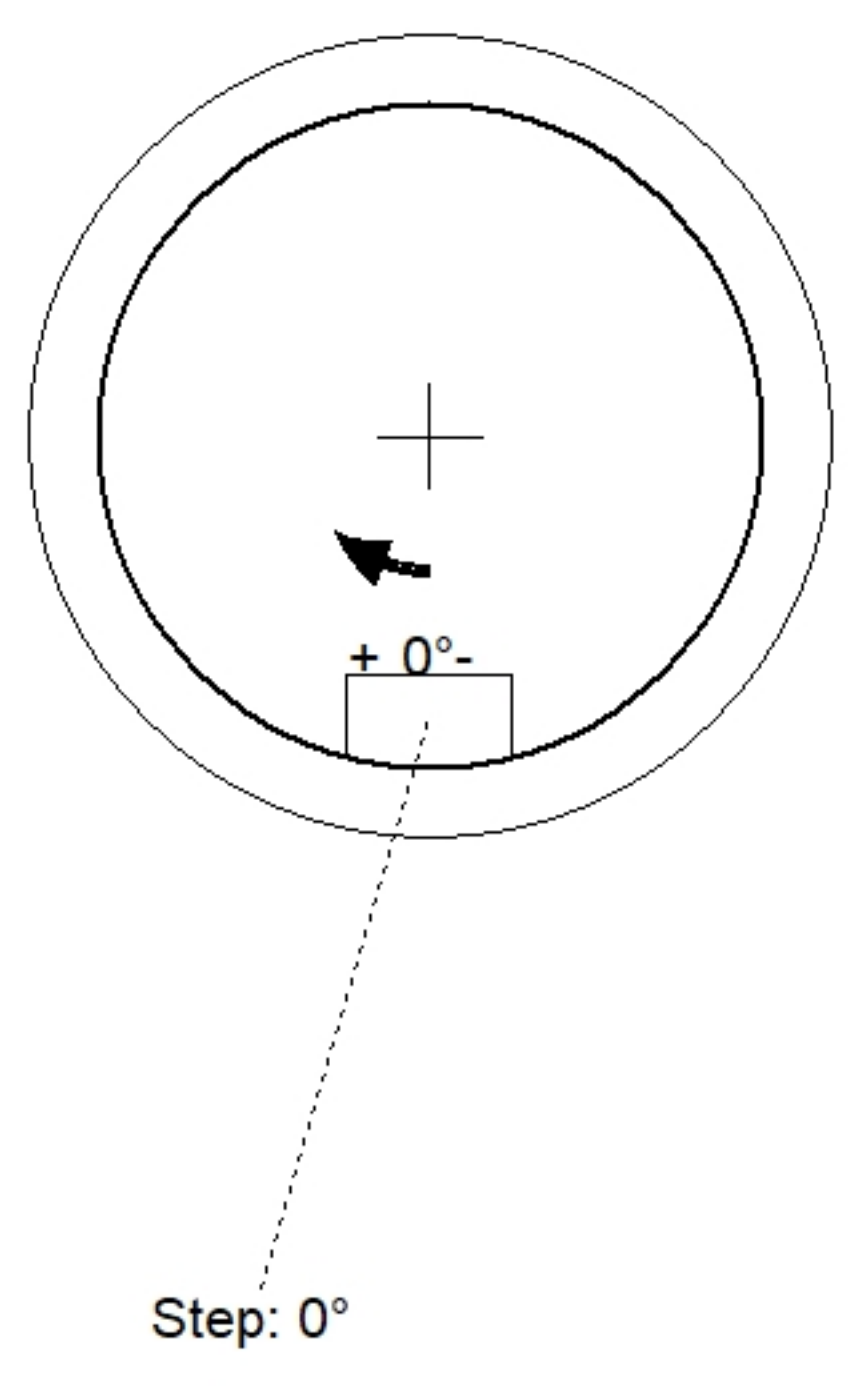
Floor (Bot): 0'
 Overall Height: 5'
 Slack: 0"

Structure Notes:
 1. PER KYTC MH A / ASTM C478 SPEC'S.
 2. CONCRETE = 5,000 PSI AT 28 DAYS.
 3. REINFORCING PER ASTM A615 (GRADE 60.)
 - RISER/WALLS (As .12)

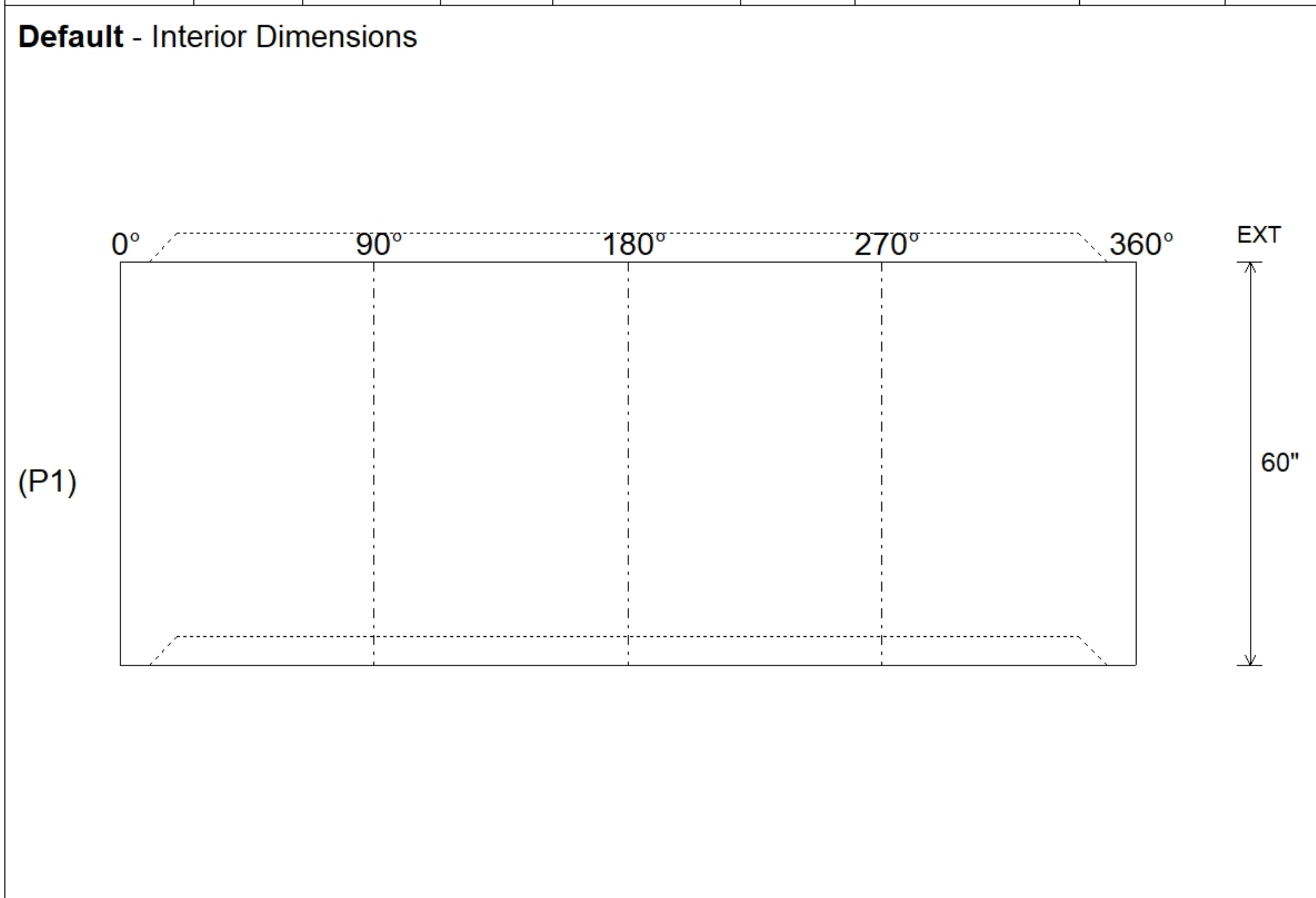
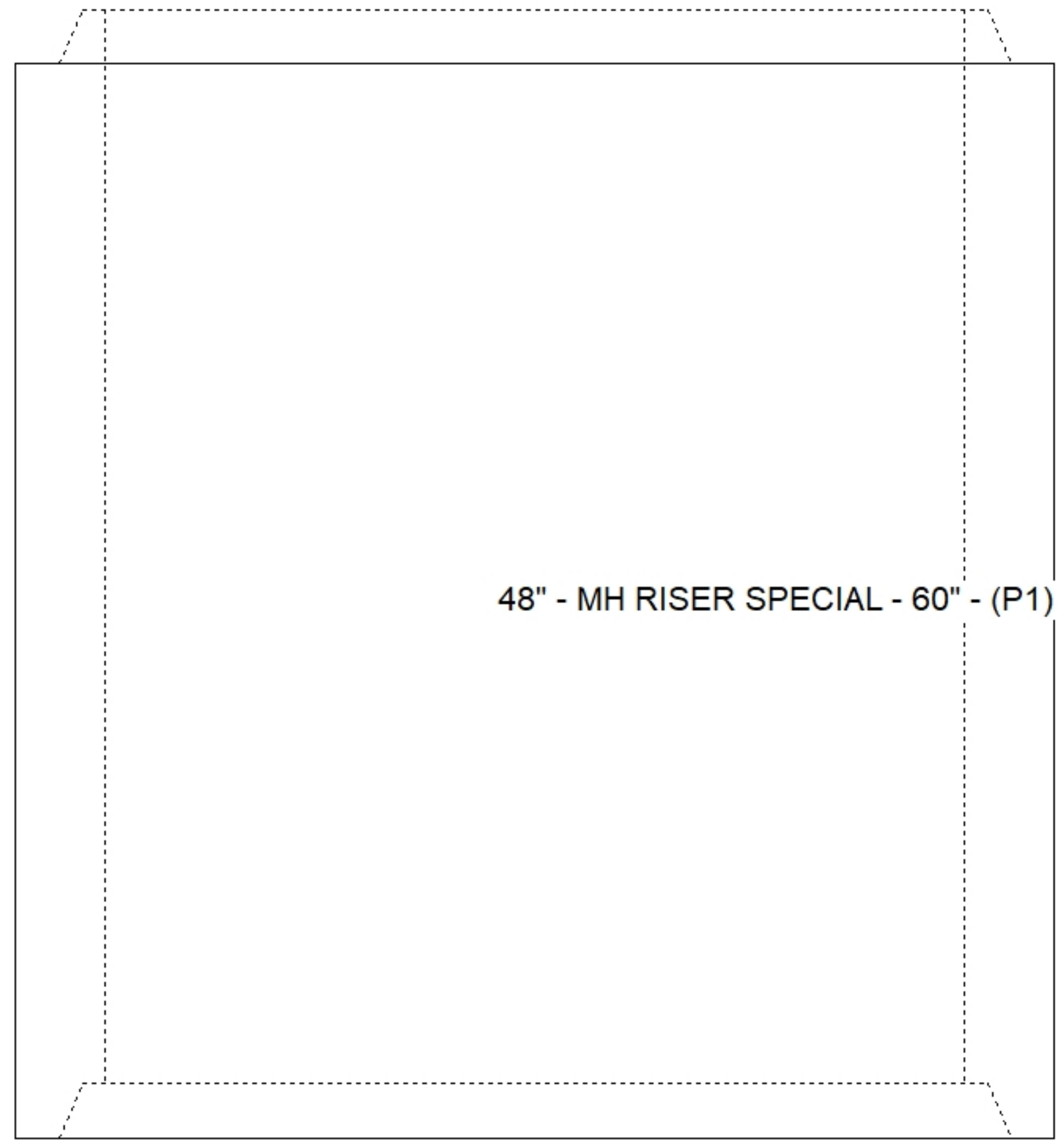
STRUCTURE SUMMARY:

P1) 48" - MH RISER SPECIAL - 60"	4192 lb
1) 48" - DBL 1"x14.5' Butyl (2x)	0 lb
5) MH Step ML-10-TDS-NCR - 10"	0 lb

Structure Total:	4192 lb



Position	Elev	Angle	Pipe	Pipe OD	Hole	Connector	Up ()	Ref
Rim	5'							
Reducer								
Invert 1								
Invert 2								
Invert 3								
Invert 4								
Invert 5								
Invert 6								
Invert 7								
Invert 8								



Submittal Drawing
 3/26/2026 8:29:14 AM

SUBMITTAL
 APPROVED BY: