

**Job Name: 26-1117 Horse Soldier Farms Visitor Entry Road**  
**Job Location: Somerset, KY**  
**Contractor: Weddle Enterprises, Inc**

PC: Celina Goff  
 TECH: Jared - A  
 Plant: 100



Structure ID: **HW-925.7'**  
 Spec: HEADWALLS  
 Type: HW PIPE CULVERT  
 Size: 48"

Rim: 4'  
 Invert: 4'  
 Rim to Invert: 0'

Sump: 48"  
 Floor (Top): 0'  
 Floor Height: 0"

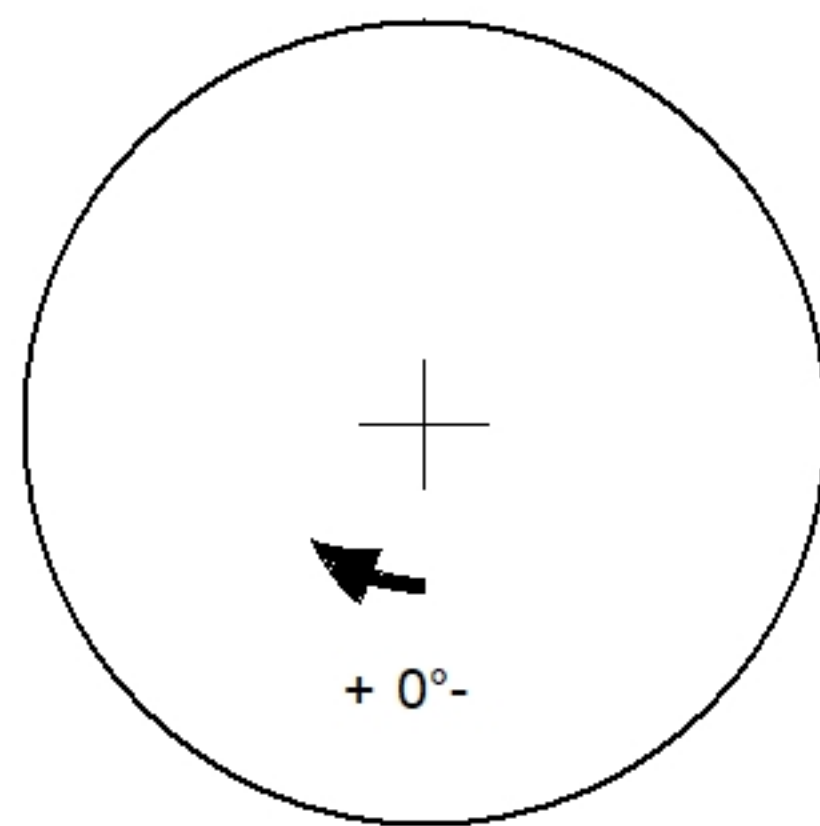
Floor (Bot): 0'  
 Overall Height: 4'  
 Slack: 0"

Structure Notes:

STRUCTURE SUMMARY:

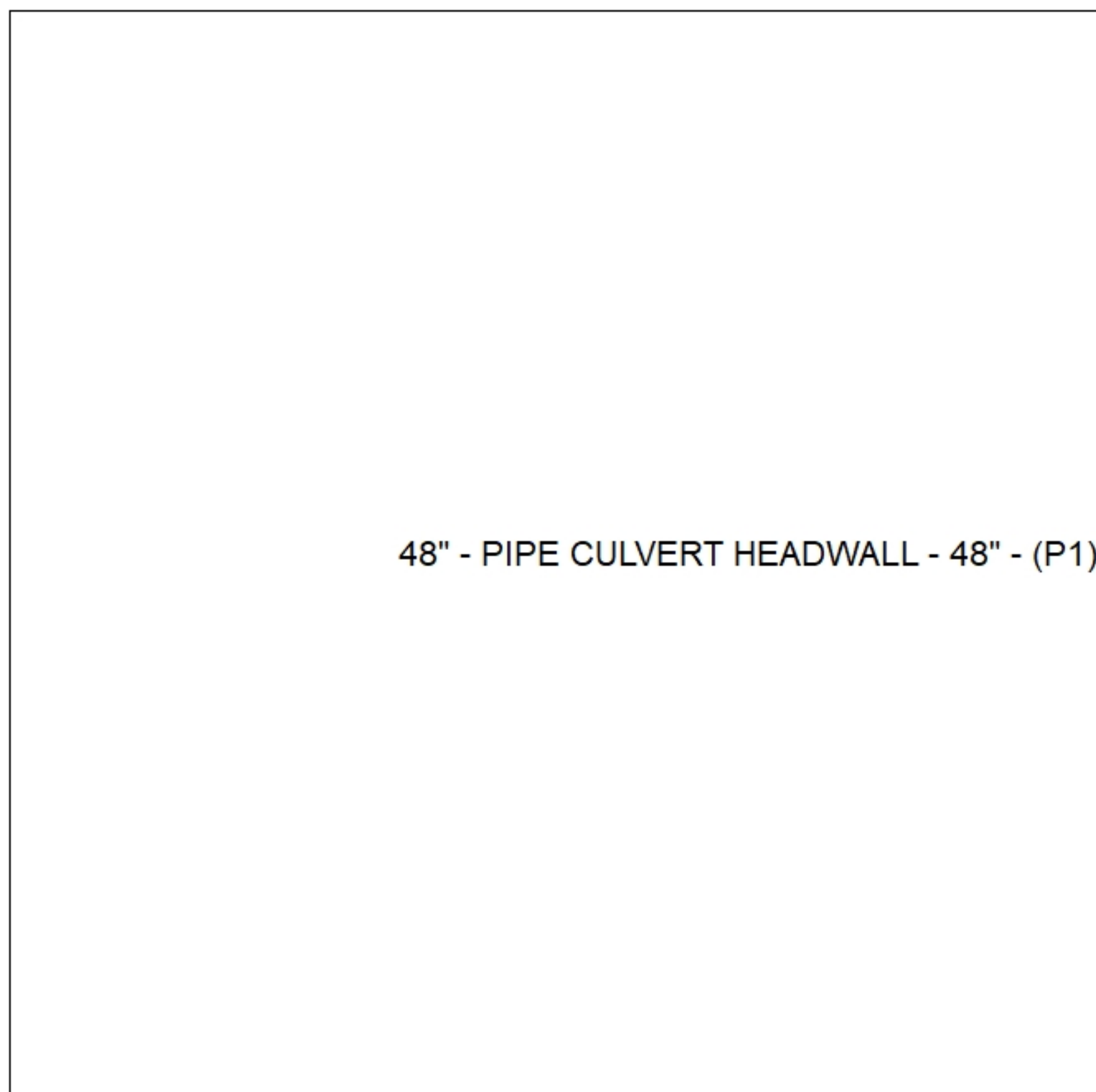
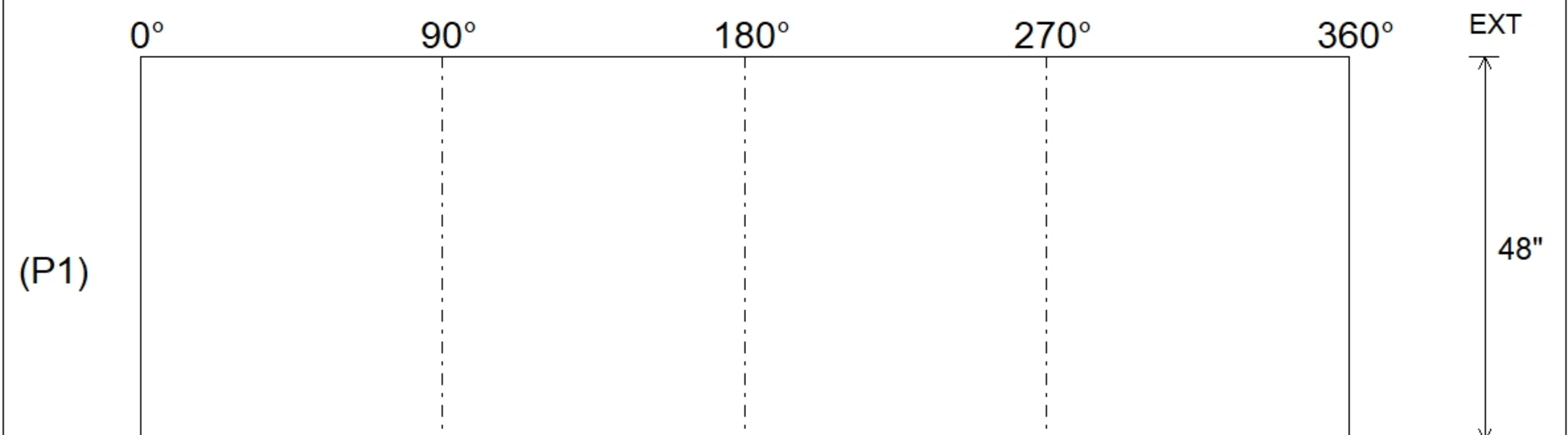
P1) 48" - PIPE CULVERT HEADWALL - 48"

Structure Total: 13200 lb  
 13200 lb



Position	Elev	Angle	Pipe	Pipe OD	Hole	Connector	Up ( )	Ref
Rim	4'							
Reducer								
Invert 1								
Invert 2								
Invert 3								
Invert 4								
Invert 5								
Invert 6								
Invert 7								
Invert 8								

**Default - Interior Dimensions**



Submittal Drawing  
 3/26/2026 8:29:12 AM

SUBMITTAL  
 APPROVED BY: