

Job Name: 26-1100 - TVA Shawnee
 Job Location: Paducah, KY
 Contractor: TVA

Plant: 100

Tech: Jared - A

4/27/2026 12:21:02 PM

PC: A. Chambers



Structure ID: 61100 (2)

P1 BX4848-08BA60

BOX BASE 8inW, 8inF F/n

- P3) 32" x 32" - CASTING HEIGHT - 4"
- P2) 48" x 48" - BX FLAT LID 8inW w/32"x32" HOLE F/F - 8"
- P1) 48" x 48" - BOX BASE 8inW, 8inF F/n - 60"
- 1) CASTING - JBS 4315 F/G
- 1) 48" x 48" - Conseal CS-102 1.00"
- 1) 32" x 32" - Conseal CS-102 1.00"
- 2) Hole - 2
- 2) Hole - 8

0 lb
 2062 lb
 11700 lb
 500 lb
 0 lb
 0 lb
 0 lb
 0 lb

 Structure Total: 14262 lb

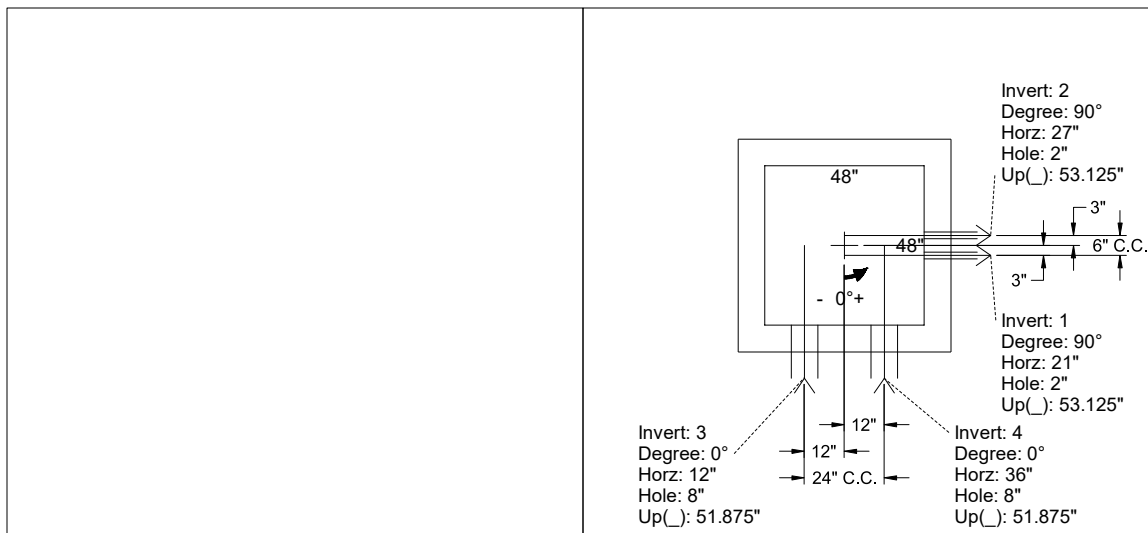
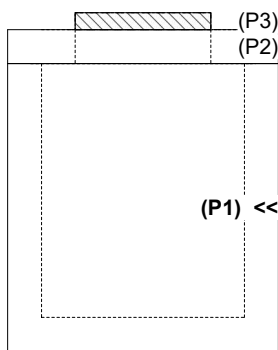
- Structure Notes:**
1. PER ASTM C-913 SPECIFICATIONS
 2. CONCRETE: 4,000 PSI AT 28 DAYS
 3. REINFORCEMENT: #5 BAR @ 12" C.C. E.W. (GRADE 60) - 2" MIN. REBAR CLEARANCE (TYP)
 4. NO STORM INVERT
 5. NO STEPS
 6. JBS 4315 FRAME & GRATE SUPPLIED BY ICAST
 7. INVERTS 1 & 2 OFFSET 3" FROM CENTER (6" CENTER-TO-CENTER)
 8. INVERTS 3 & 4 OFFSET 12" FROM CENTER (24" CENTER-TO-CENTER)

Rim: 344.25' Rim to Invert: 1.67' Slack: 0" Sump: 51.96" Step Position:

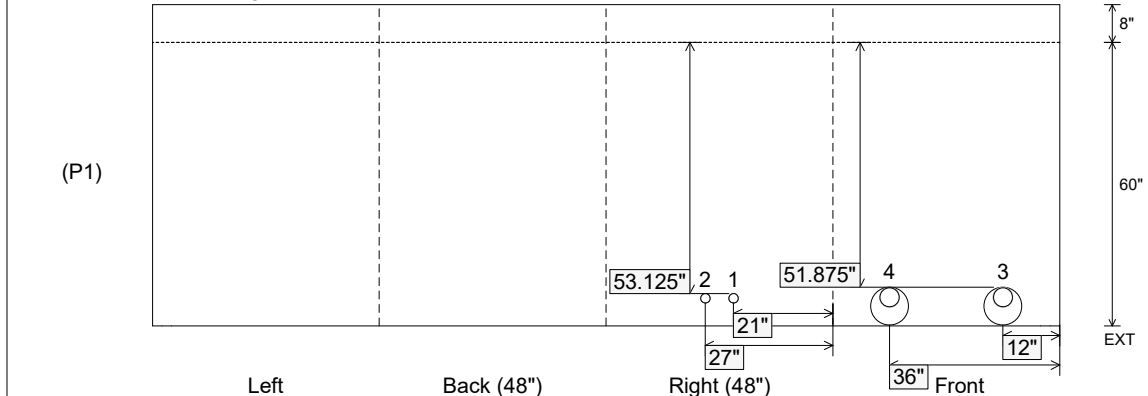
Position	Elev	Angle	Ext. (cw)	Pipe	Pipe OD	Connector	Hole	Horz Size	Up ()	Offset
Invert 1	342.68'	90°	29"	2" Orifice	2"	Hole 2	2"	2"	53.125"	-3"
Invert 2	342.68'	90°	35"	2" Orifice	2"	Hole 2	2"	2"	53.125"	3"
Invert 3	342.58'	0°	20"	4" PVC SDR35	4.25"	Hole 8	8"	8"	51.875"	-12"
Invert 4	342.58'	0°	44"	4" PVC SDR35	4.25"	Hole 8	8"	8"	51.875"	12"
Invert 5										
Invert 6										
Invert 7										
Invert 8										

RIGHT-SIDE UP VIEW (int. dimensions)

UPSIDE-DOWN VIEW (int. dimensions)



INSIDE WALL DIMENSIONS



Coating (Int): Coating (Ext):	Seam Up: Flat Seam Dn: n/a	Wall Thickness: 8" Floor Height: 8"	Height (Int): 60" Height (Ext): 68"	Weight (Net): 11700 lb Volume (Net): 2.99cu.yd
----------------------------------	-------------------------------	----------------------------------------	----------------------------------------	---------------------------------------------------