

Job Name: 26-1077 - Westside Markets of Greensboro Village
 Job Location: Gallatin, TN
 Contractor: Cleary Construction, Inc.

Plant: 100

3/23/2026 11:45:17 AM

Tech: J. Horsley - F

PC: C. Goff



Structure ID: Y1

P2 MH048RS48CDARED

MH RISER w/ConBlock-CDA Red T/G

- P4) 24" - CASTING HEIGHT - 7" 0 lb
- P3) 48" - ECC CONE w/ 24" HOLE, w/ConBlock-CDA Red F/G - 30" 1961 lb
- P2) 48" - MH RISER w/ConBlock-CDA Red T/G - 48" 3353 lb
- P1) 48" - MH BASE w/ConBlock-CDA Red T/n - 30" 3378 lb
- 1) JOINT WRAP - 0.065"x6"x50' CONSEAL CS212 0 lb
- 1) JOINT WRAP PRIMER - CONSEAL CS-75 (1 gal.) 0 lb
- 1) 48" - MH INVERT CHANNEL w/ConBlock-CDA Red - FULL HEIGHT 1440 lb
- 1) ADMIXTURE CONBLOCK CDA RED 0 lb
- 2) 48" - Conseal CS-102 1.00" (Double) 0 lb
- 1) PSX - 12-08 NYLO 8 lb
- 9) MH Step ML-10-TDS-NCR - 10" 0 lb

Structure Total: 10141 lb

Structure Notes:

1. PER ASTM C478 SPECIFICATIONS.
2. CONCRETE = 4,000 PSI AT 28 DAYS.
3. ADMIXTURE = CONBLOCK CDA RED.
4. CASTING SUPPLIED BY OTHERS (JBS 1150 F/C SANITARY).

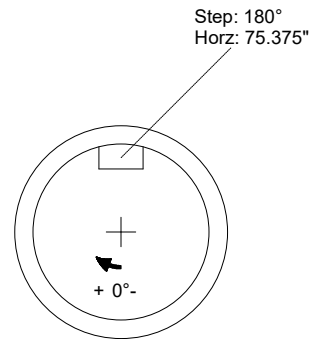
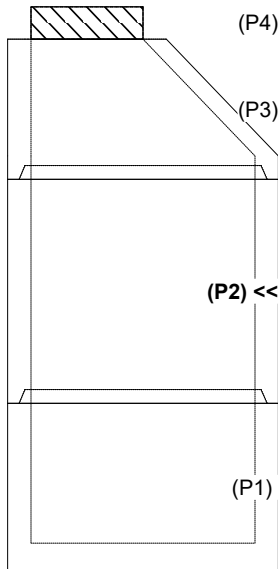
REINFORCING PER ASTM A615 (GRADE 60).

- CONE (As .12)
- RISER/WALLS (As .12)
- FLOOR (As .31) #5 BARS AT 12" C.C.E.W.

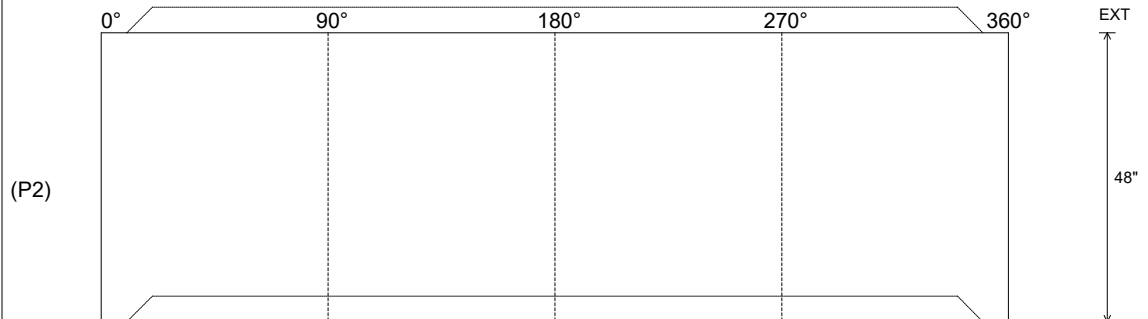
Rim: 497.5' Rim to Invert: 9.5' Slack: 1" Sump: 2" Step Position: 180°

Position	Elev	Angle	Ext. (cw)	Pipe	Pipe OD	Connector	Hole	Horz Size	Up (L)	Offset
Invert 1										
Invert 2										
Invert 3										
Invert 4										
Invert 5										
Invert 6										
Invert 7										
Invert 8										

RIGHT-SIDE UP VIEW (int. dimensions)



INSIDE WALL DIMENSIONS



Coating (Int):
Coating (Ext):

Seam Up: Tongue
Seam Dn: Groove

Wall Thickness: 5"
Floor Height: 0"

Height (Int): 48"
Height (Ext): 48"

Weight (Net): 3353 lb
Volume (Net): 0.86cu.yd