

Job Name: 26-1077 - Westside Markets of Greensboro Village
Job Location: Gallatin, TN
Contractor: Cleary Construction, Inc.

PC: C. Goff
 TECH: J. Coppage - F
 Plant: 100



Structure ID: **C4A**

Spec: Storm
 Type: STM.MH (Recessed pipe)
 Size: 48"

Rim: 496.75'
 Invert: 493.25'
 Rim to Invert: 3.5'

Sump: 1.6"
 Floor (Top): 493.117'
 Floor Height: 6"

Floor (Bot): 492.617'
 Overall Height: 4.042'
 Slack: 1.1"

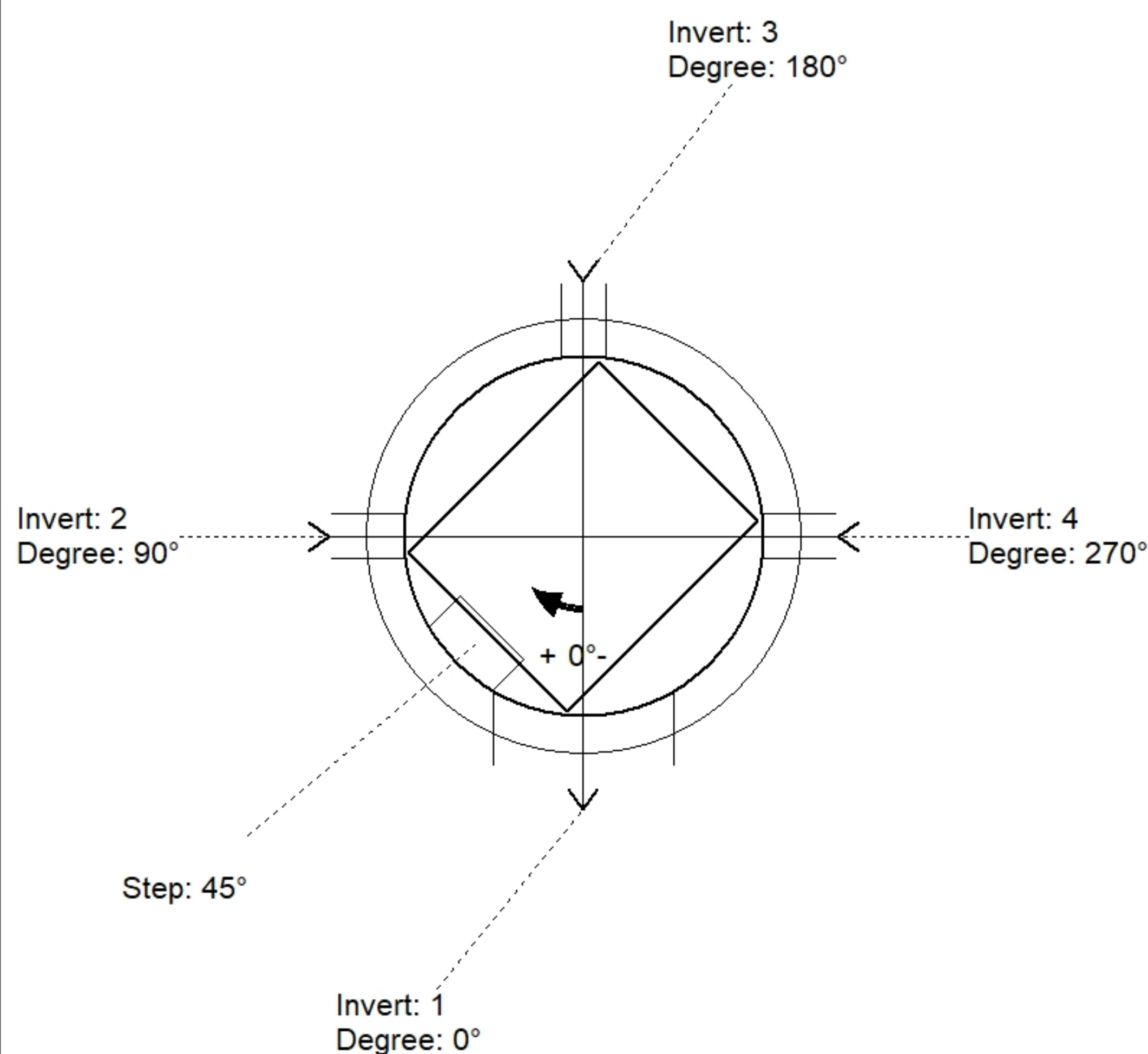
Structure Notes:

- PER ASTM C478 SPECIFICATIONS.
- CONCRETE = 4,000 PSI AT 28 DAYS.
- CASTING SUPPLIED BY OTHERS (JBS 2064 F/G/H - SINGLE CURB INLET).

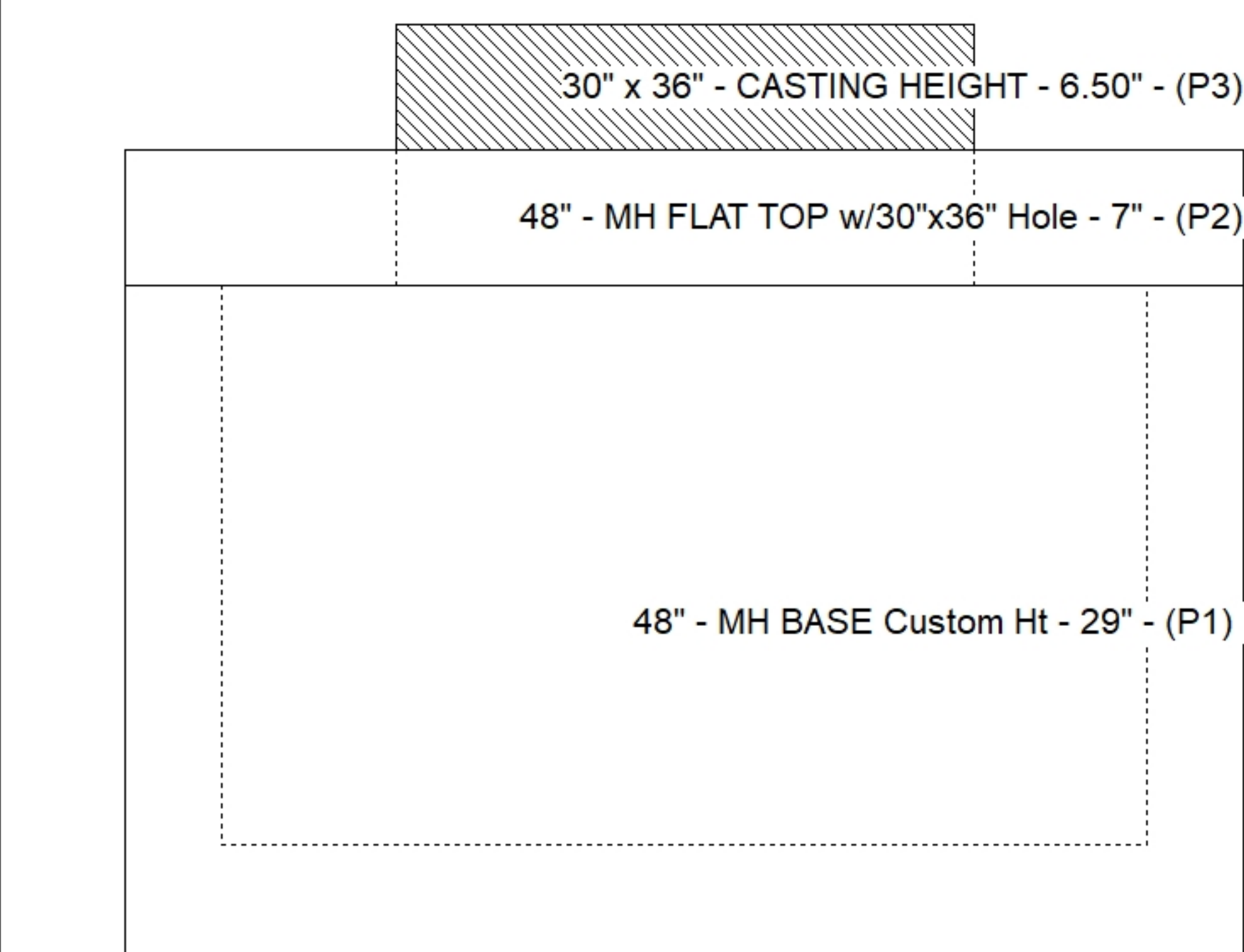
REINFORCING PER ASTM A615 (GRADE 60).
 - TOP SLAB (As .62) #5 BARS AT 6" C.C.E.W..
 - RISER/WALLS (As .12)
 - FLOOR (As .31) #5 BARS AT 12" C.C.E.W.

STRUCTURE SUMMARY:

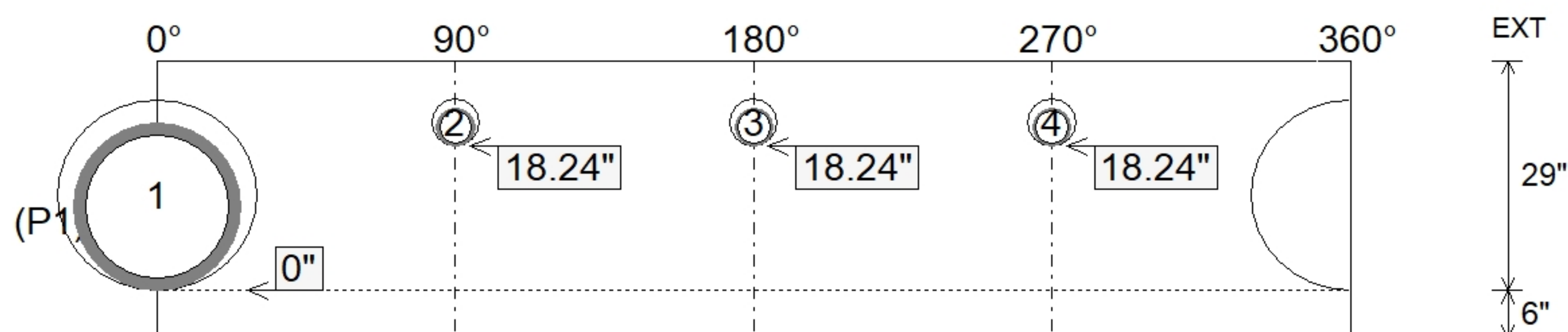
P3) 30" x 36" - CASTING HEIGHT - 6.50"	0 lb
P2) 48" - MH FLAT TOP w/30"x36" Hole - 7"	916 lb
P1) 48" - MH BASE Custom Ht - 29"	3123 lb
1) 48" - STORM INVERT CHANNEL - 1/4 HEIGHT	1075 lb
1) 48" - Conseal CS-102 1.00"	0 lb
1) Hole - 24	0 lb
3) Hole - 6	0 lb
2) MH Step ML-10-TDS-NCR - 10"	0 lb
Structure Total:	5114 lb



Position	Elev	Angle	Pipe	Pipe OD	Hole	Connector	Up ()	Ref
Rim	496.75'							
Reducer								
Invert 1	493.25'	0°	18" HDPE	21.2"	24"	Hole 24	0"	P1
Invert 2	494.67'	90°	4" HDPE (perf pipe)	4.8"	6"	Hole 6	18.24"	P1
Invert 3	494.67'	180°	4" HDPE (perf pipe)	4.8"	6"	Hole 6	18.24"	P1
Invert 4	494.67'	270°	4" HDPE (perf pipe)	4.8"	6"	Hole 6	18.24"	P1
Invert 5								
Invert 6								
Invert 7								
Invert 8								



Default - Interior Dimensions



Submittal Drawing
 4/2/2026 3:00:11 PM

SUBMITTAL
 APPROVED BY: