

Job Name: 26-1077 - Westside Markets of Greensboro Village  
 Job Location: Gallatin, TN  
 Contractor: Cleary Construction, Inc.

Plant: 100  
 3/27/2026 4:33:43 PM

Tech: J. Horsley - F  
 PC: C. Goff



**Structure ID: C2**

**P1 MH048BA54**

**MH BASE T/n**

- P3) 30" x 36" - CASTING HEIGHT - 6.50"
- P2) 48" - MH FLAT TOP w/30"x36" Hole F/G - 12"
- P1) 48" - MH BASE T/n - 54"
- 1) 48" - STORM INVERT CHANNEL - 1/4 HEIGHT
- 1) 48" - Conseal CS-102 1.00"
- 2) Hole - 30
- 3) Hole - 6
- 4) MH Step ML-10-TDS-NCR - 10"

0 lb  
 1171 lb  
 4435 lb  
 1075 lb  
 0 lb  
 0 lb  
 0 lb  
 0 lb  
 0 lb  
 Structure Total: 6681 lb

**Structure Notes:**  
 1. PER ASTM C478 SPECIFICATIONS.  
 2. CONCRETE = 4,000 PSI AT 28 DAYS.  
 3. CASTING SUPPLIED BY OTHERS (JBS 2064 F/G/H - SINGLE CURB INLET).

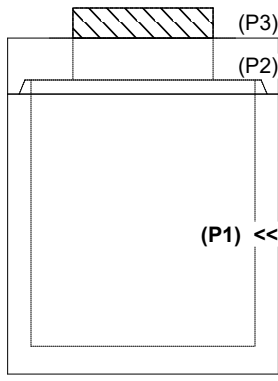
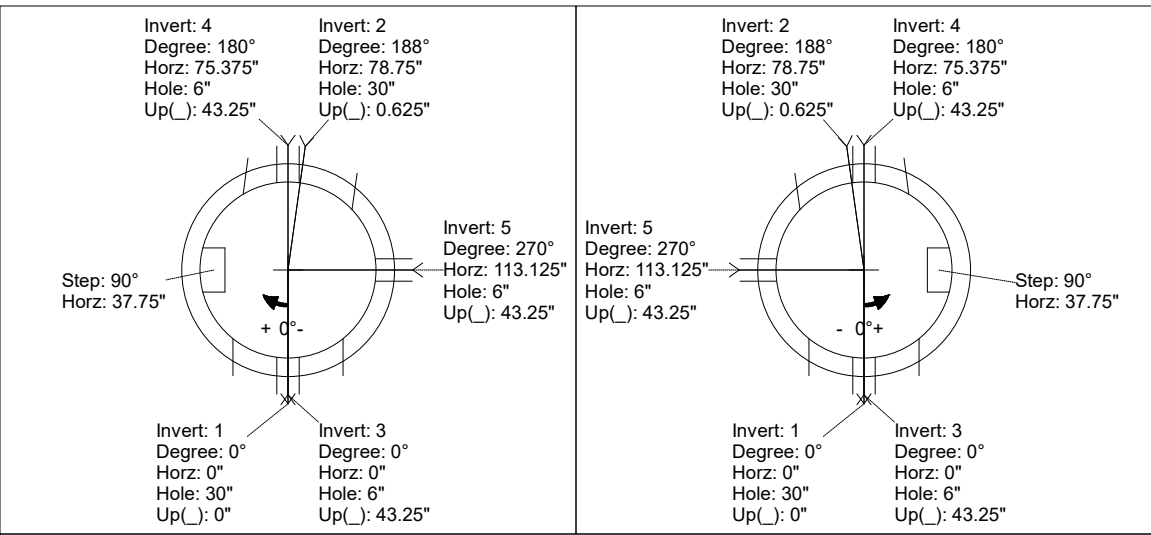
REINFORCING PER ASTM A615 (GRADE 60).  
 - TOP SLAB (As .62) #5 BARS AT 6" C.C.E.W..  
 - RISER/WALLS (As .12)  
 - FLOOR (As .31) #5 BARS AT 12" C.C.E.W.

Rim: 496.65' Rim to Invert: 5.98' Slack: 1.16" Sump: 1.9" Step Position: 90°

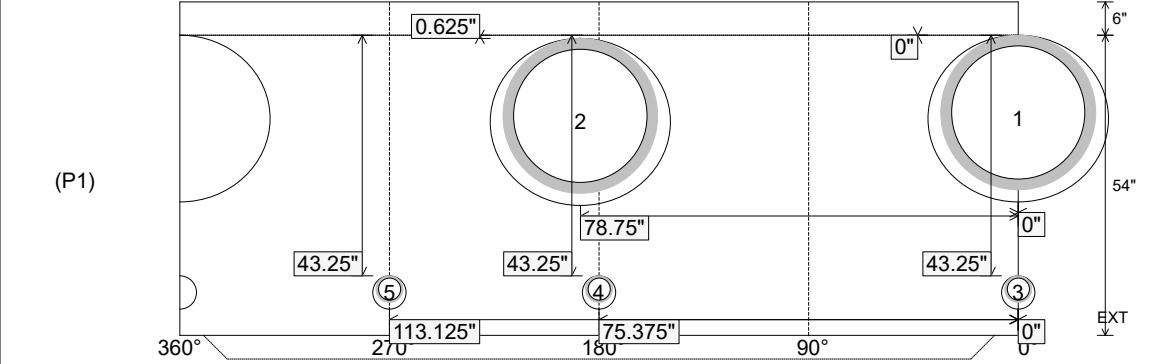
Position	Elev	Angle	Ext. (cw)	Pipe	Pipe OD	Connector	Hole	Horz Size	Up ( )	Offset
Invert 1	490.67'	0°	0"	24" HDPE	27.8"	Hole 30	30"	32.406"	0"	0"
Invert 2	490.72'	188°	95.125"	24" HDPE	27.8"	Hole 30	30"	32.406"	0.625"	0"
Invert 3	494.15'	0°	0"	4" HDPE (perf pipe)	4.8"	Hole 6	6"	6.016"	43.25"	0"
Invert 4	494.15'	180°	91.125"	4" HDPE (perf pipe)	4.8"	Hole 6	6"	6.016"	43.25"	0"
Invert 5	494.15'	270°	136.625"	4" HDPE (perf pipe)	4.8"	Hole 6	6"	6.016"	43.25"	0"
Invert 6										
Invert 7										
Invert 8										

RIGHT-SIDE UP VIEW (int. dimensions)

UPSIDE-DOWN VIEW (int. dimensions)



INSIDE WALL DIMENSIONS



Coating (Int): Coating (Ext):	Seam Up: Tongue Seam Dn: n/a	Wall Thickness: 5" Floor Height: 6"	Height (Int): 54" Height (Ext): 60"	Weight (Net): 4435 lb Volume (Net): 1.13cu.yd
----------------------------------	---------------------------------	--	--	--

Job Name: 26-1077 - Westside Markets of Greensboro Village  
 Job Location: Gallatin, TN  
 Contractor: Cleary Construction, Inc.

Plant: 100  
 3/27/2026 4:33:43 PM

Tech: J. Horsley - F  
 PC: C. Goff



**Structure ID: C2**

**P1 MH048BA54**

**MH BASE T/n**

P3) 30" x 36" - CASTING HEIGHT - 6.50"  
 P2) 48" - MH FLAT TOP w/30"x36" Hole F/G - 12"  
 P1) 48" - MH BASE T/n - 54"

1) 48" - STORM INVERT CHANNEL - 1/4 HEIGHT

- 1) 48" - Conseal CS-102 1.00"
- 2) Hole - 30
- 3) Hole - 6
- 4) MH Step ML-10-TDS-NCR - 10"

0 lb  
 1171 lb  
 4435 lb  
 1075 lb  
 0 lb  
 0 lb  
 0 lb  
 0 lb  
 0 lb  
 Structure Total: 6681 lb

**Structure Notes:**

1. PER ASTM C478 SPECIFICATIONS.
2. CONCRETE = 4,000 PSI AT 28 DAYS.
3. CASTING SUPPLIED BY OTHERS (JBS 2064 F/G/H - SINGLE CURB INLET).

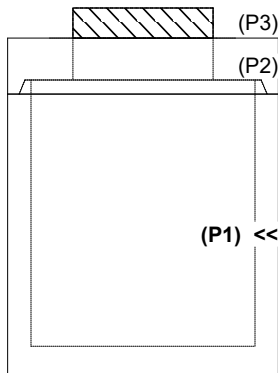
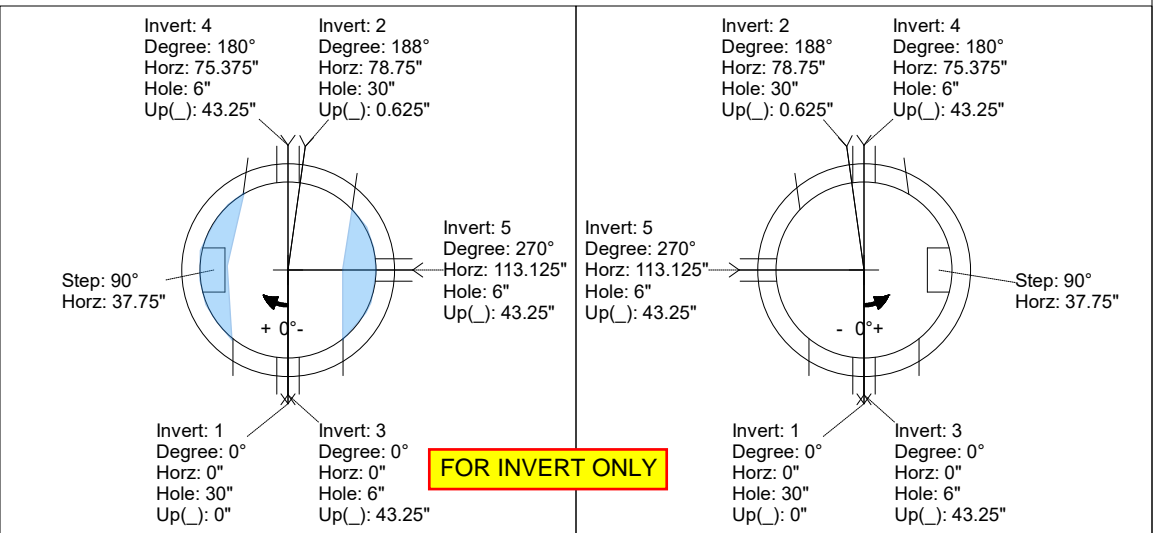
REINFORCING PER ASTM A615 (GRADE 60).  
 - TOP SLAB (As .62) #5 BARS AT 6" C.C.E.W..  
 - RISER/WALLS (As .12)  
 - FLOOR (As .31) #5 BARS AT 12" C.C.E.W.

Rim: 496.65' Rim to Invert: 5.98' Slack: 1.16" Sump: 1.9" Step Position: 90°

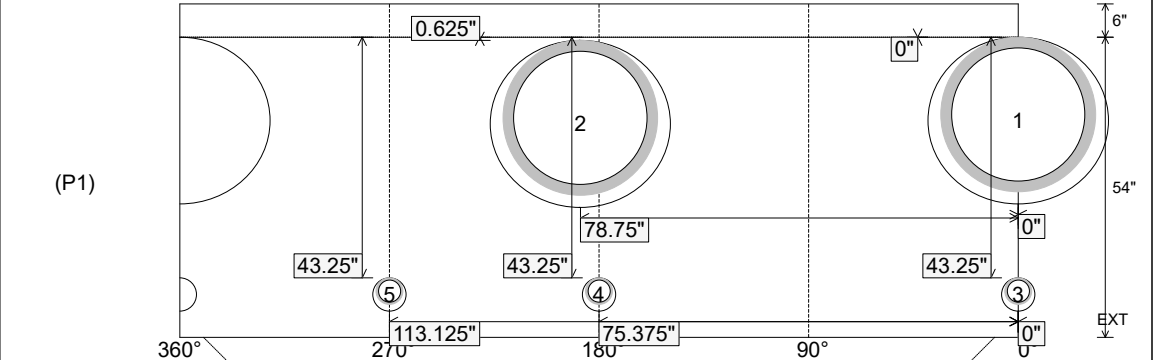
Position	Elev	Angle	Ext. (cw)	Pipe	Pipe OD	Connector	Hole	Horz Size	Up ( )	Offset
Invert 1	490.67'	0°	0"	24" HDPE	27.8"	Hole 30	30"	32.406"	0"	0"
Invert 2	490.72'	188°	95.125"	24" HDPE	27.8"	Hole 30	30"	32.406"	0.625"	0"
Invert 3	494.15'	0°	0"	4" HDPE (perf pipe)	4.8"	Hole 6	6"	6.016"	43.25"	0"
Invert 4	494.15'	180°	91.125"	4" HDPE (perf pipe)	4.8"	Hole 6	6"	6.016"	43.25"	0"
Invert 5	494.15'	270°	136.625"	4" HDPE (perf pipe)	4.8"	Hole 6	6"	6.016"	43.25"	0"
Invert 6										
Invert 7										
Invert 8										

**RIGHT-SIDE UP VIEW (int. dimensions)**

**UPSIDE-DOWN VIEW (int. dimensions)**



**INSIDE WALL DIMENSIONS**



Coating (Int):  
 Coating (Ext):

Seam Up: Tongue  
 Seam Dn: n/a

Wall Thickness: 5"  
 Floor Height: 6"

Height (Int): 54"  
 Height (Ext): 60"

Weight (Net): 4435 lb  
 Volume (Net): 1.13cu.yd