

Job Name: 26-1077 - Westside Markets of Greensboro Village
 Job Location: Gallatin, TN
 Contractor: Cleary Construction, Inc.

Plant: 100
 3/27/2026 4:34:12 PM

Tech: J. Horsley - F
 PC: C. Goff



Structure ID: A6

P2 MH060RS48S

MH RISER T/G

- P4) 30" x 36" - CASTING HEIGHT - 6.50"
- P3) 60" - MH FLAT TOP w/30"x36" Hole F/G - 13"
- P2) 60" - MH RISER T/G - 48"
- P1) 60" - MH BASE Custom Ht T/n - 45"
- 1) 60" - STORM INVERT CHANNEL - 1/4 HEIGHT
- 2) 60" - Conseal CS-102 1.00"
- 2) Hole - 38
- 3) Hole - 6
- 8) MH Step ML-10-TDS-NCR - 10"

0 lb
 2834 lb
 4968 lb
 6211 lb
 1700 lb
 0 lb
 0 lb
 0 lb
 0 lb
 0 lb
 Structure Total: 15714 lb

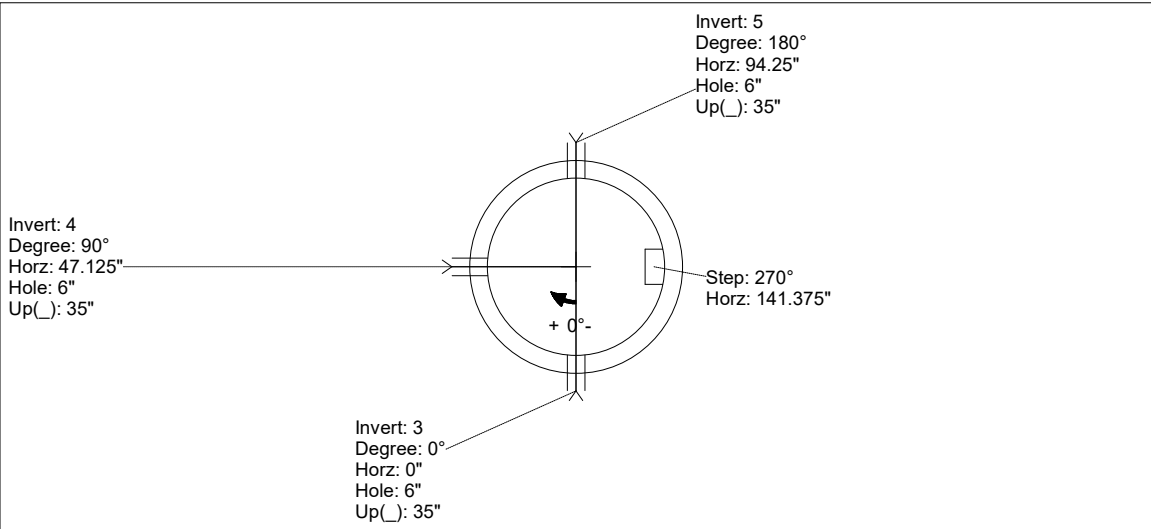
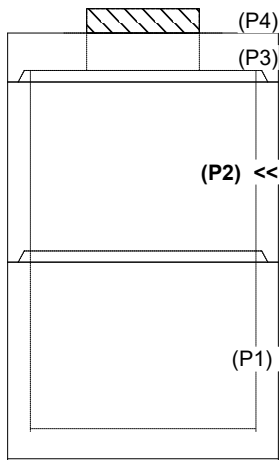
Structure Notes:
 1. PER ASTM C478 SPECIFICATIONS.
 2. CONCRETE = 4,000 PSI AT 28 DAYS.
 3. CASTING SUPPLIED BY OTHERS (JBS 2064 F/G/H - SINGLE CURB INLET).

REINFORCING PER ASTM A615 (GRADE 60).
 - TOP SLAB (As .62) #5 BARS AT 6" C.C.E.W..
 - RISER/WALLS (As .18)
 - FLOOR (As .37) #5 BARS AT 10" C.C.E.W.

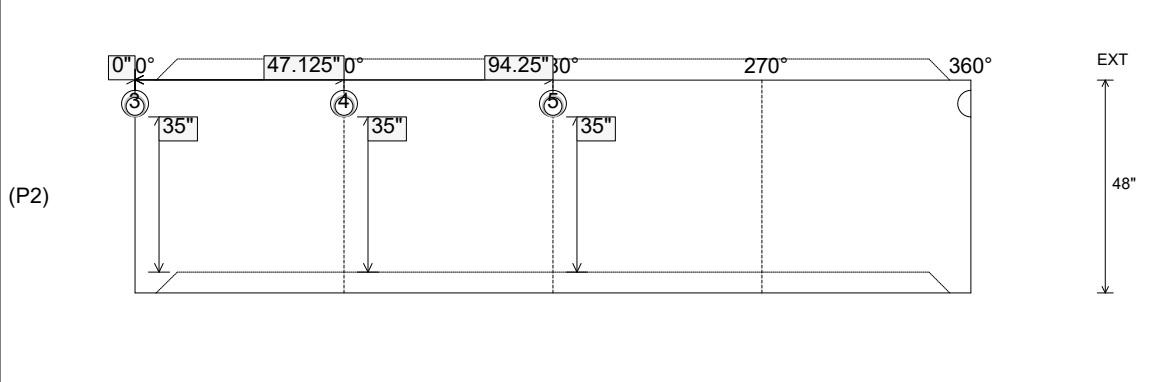
Rim: 501' Rim to Invert: 9.38' Slack: 2.61" Sump: 2.55" Step Position: 270°

Position	Elev	Angle	Ext. (cw)	Pipe	Pipe OD	Connector	Hole	Horz Size	Up ()	Offset
Invert 1										
Invert 2										
Invert 3	498.5'	0°	0"	4" HDPE (perf pipe)	4.8"	Hole 6	6"	6.01"	35"	0"
Invert 4	498.5'	90°	56.5"	4" HDPE (perf pipe)	4.8"	Hole 6	6"	6.01"	35"	0"
Invert 5	498.5'	180°	113.125"	4" HDPE (perf pipe)	4.8"	Hole 6	6"	6.01"	35"	0"
Invert 6										
Invert 7										
Invert 8										

RIGHT-SIDE UP VIEW (int. dimensions)



INSIDE WALL DIMENSIONS



Coating (Int): Coating (Ext):	Seam Up: Tongue Seam Dn: Groove	Wall Thickness: 6" Floor Height: 0"	Height (Int): 48" Height (Ext): 48"	Weight (Net): 4968 lb Volume (Net): 1.27cu.yd
----------------------------------	------------------------------------	--	--	--