

Job Name: 26-1077 - Westside Markets of Greensboro Village
Job Location: Gallatin, TN
Contractor: Cleary Construction, Inc.

PC: C. Goff
 TECH: J. Coppage - F
 Plant: 100



Structure ID: **A10A**
 Spec: Storm
 Type: BX 8inW, 8inF
 Size: 36" x 36"

Rim: 498.83'
 Invert: 495.33'
 Rim to Invert: 3.5'

Sump: 1.6"
 Floor (Top): 495.197'
 Floor Height: 8"

Floor (Bot): 494.53'
 Overall Height: 4.083'
 Slack: 2.6"

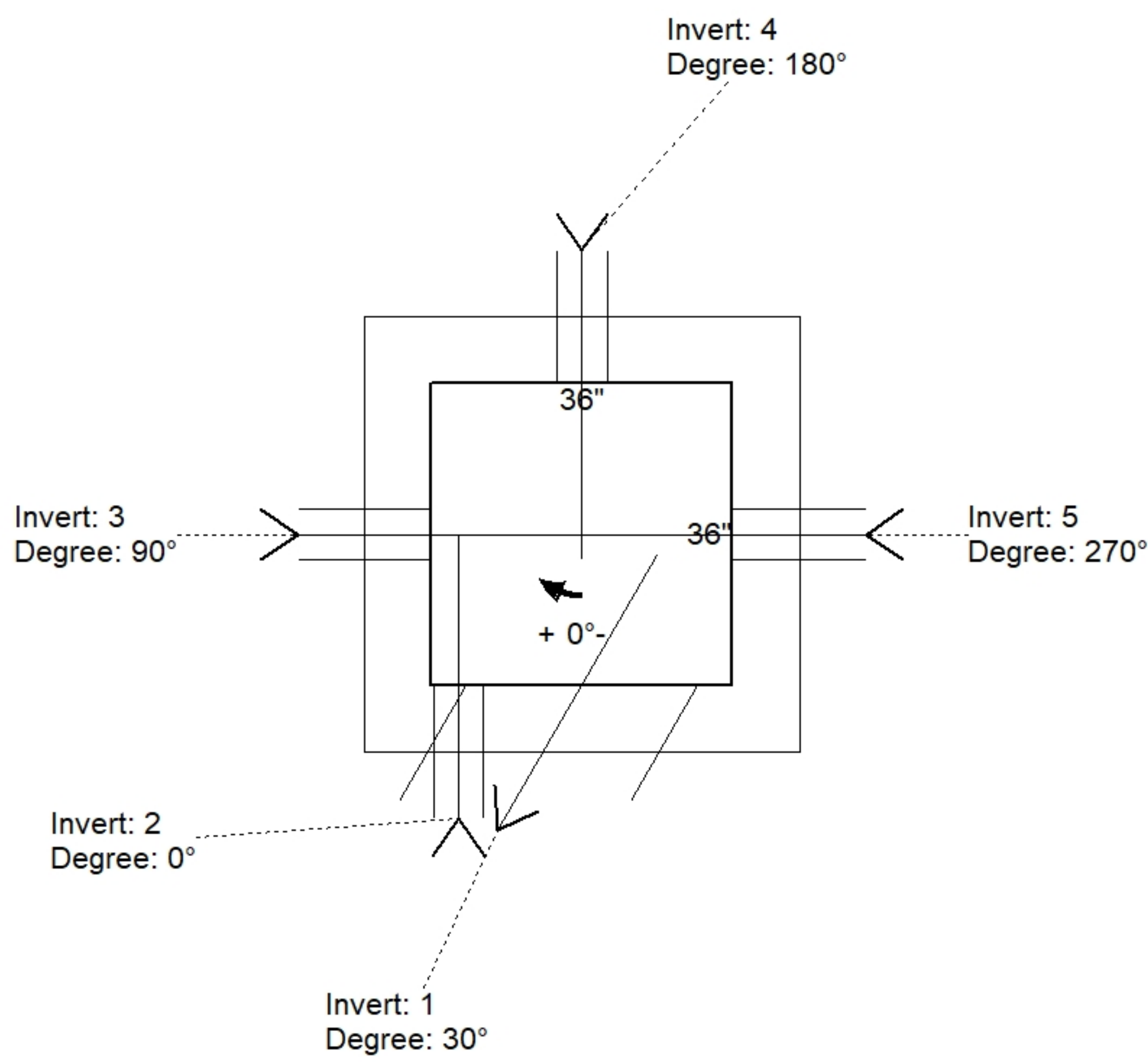
Structure Notes:

1. PER ASTM C913 SPECIFICATIONS.
2. CONCRETE = 4,000 PSI AT 28 DAYS.
3. NO STEPS.
4. CASTING SUPPLIED BY OTHERS (JBS 4073 F/G).

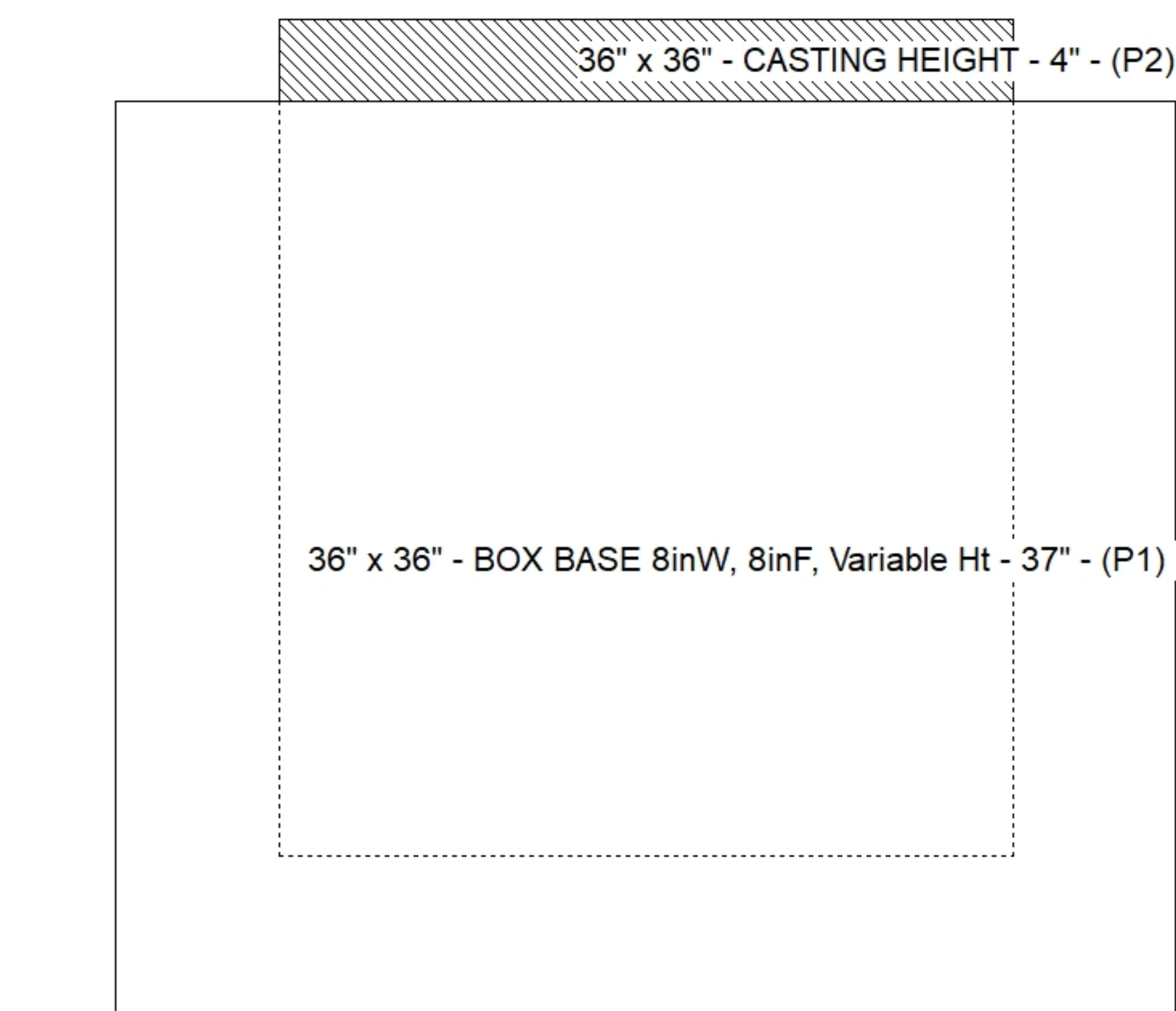
REINFORCING PER ASTM A615 (GRADE 60).
 - WALLS (As .12) #5 BARS AT 12" C.C.E.W.
 - FLOOR (As .12) #5 BARS AT 12" C.C.E.W.

STRUCTURE SUMMARY:

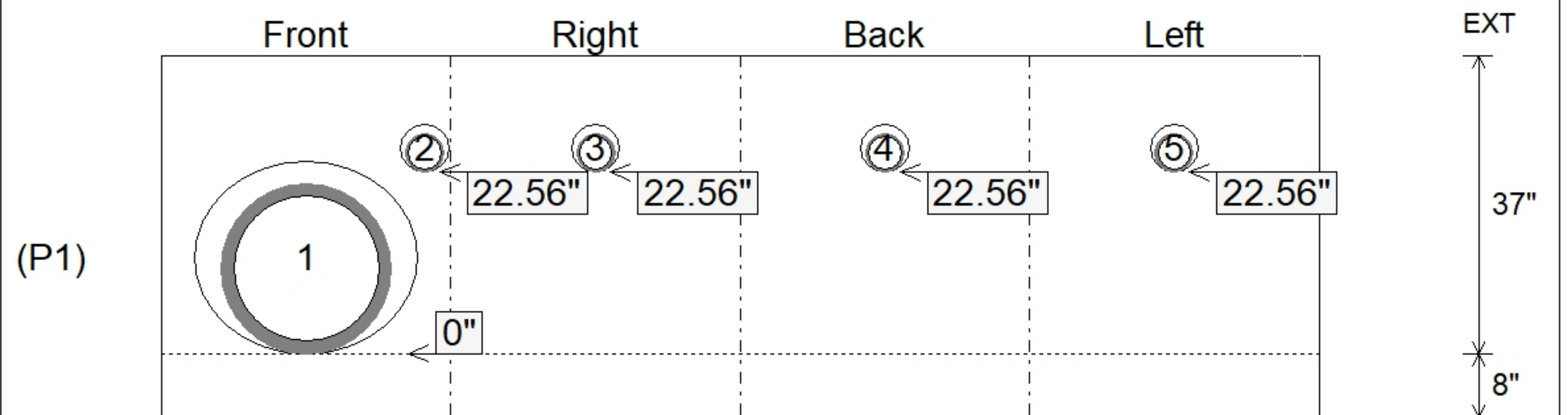
P2) 36" x 36" - CASTING HEIGHT - 4"	0 lb
P1) 36" x 36" - BOX BASE 8inW, 8inF, Variable Ht - 37"	5760 lb
1) 36" x 36" - STORM INVERT CHANNEL (FLAT) - 4" THK	450 lb
1) 36" x 36" - Conseal CS-102 1.00"	0 lb
1) Hole - 24	0 lb
4) Hole - 6	0 lb
Structure Total:	6210 lb



Position	Elev	Angle	Pipe	Pipe OD	Hole	Connector	Up ()	Ref
Rim	498.83'							
Reducer								
Invert 1	495.33'	30°	18" HDPE	21.2"	24"	Hole 24	0"	P1
Invert 2	497.11'	0°	4" HDPE (perf pipe)	4.8"	6"	Hole 6	22.56"	P1
Invert 3	497.11'	90°	4" HDPE (perf pipe)	4.8"	6"	Hole 6	22.56"	P1
Invert 4	497.11'	180°	4" HDPE (perf pipe)	4.8"	6"	Hole 6	22.56"	P1
Invert 5	497.11'	270°	4" HDPE (perf pipe)	4.8"	6"	Hole 6	22.56"	P1
Invert 6								
Invert 7								
Invert 8								



Default - Interior Dimensions



Submittal Drawing
 4/2/2026 3:00:12 PM

SUBMITTAL
 APPROVED BY: