

Job Name: 26-1077 - Westside Markets of Greensboro Village
 Job Location: Gallatin, TN
 Contractor: Cleary Construction, Inc.

Plant: 100
 3/27/2026 4:33:39 PM

Tech: J. Horsley - F
 PC: C. Goff



Structure ID: A10

P1 MH060BAVF

MH BASE Custom Ht F/n

P3) 30" x 36" - CASTING HEIGHT - 6.50"
 P2) 60" - MH FLAT TOP w/30"x36" Hole F/F - 8"
 P1) 60" - MH BASE Custom Ht F/n - 50"
 1) 60" - STORM INVERT CHANNEL - 1/4 HEIGHT
 1) 60" - Conseal CS-102 1.00"
 1) Hole - 30
 2) Hole - 24
 3) Hole - 6
 4) MH Step ML-10-TDS-NCR - 10"

0 lb
 2008 lb
 7074 lb
 1700 lb
 0 lb
 0 lb
 0 lb
 0 lb
 0 lb
 0 lb
 Structure Total: 10782 lb

Structure Notes:
 1. PER ASTM C478 SPECIFICATIONS.
 2. CONCRETE = 4,000 PSI AT 28 DAYS.
 3. CASTING SUPPLIED BY OTHERS (JBS 2064 F/G/H - SINGLE CURB INLET).

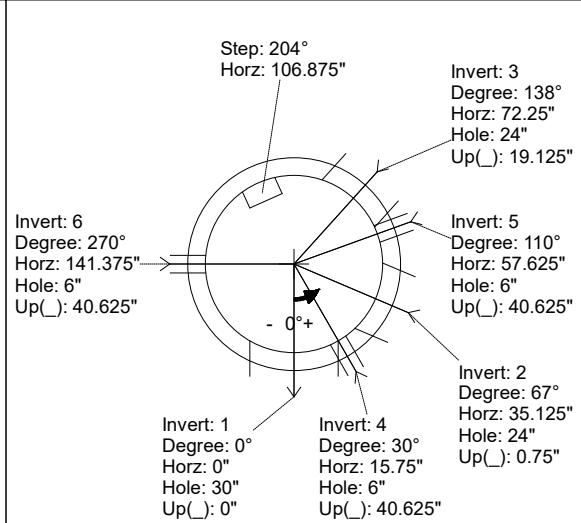
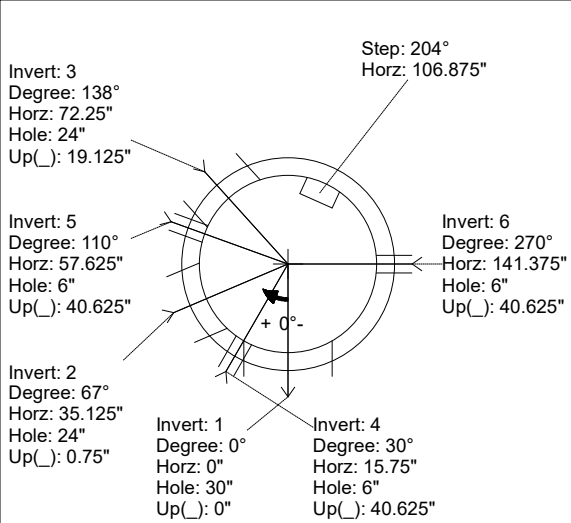
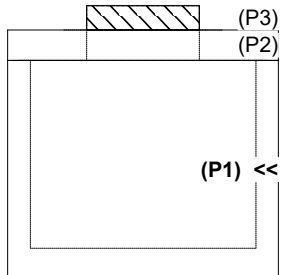
 REINFORCING PER ASTM A615 (GRADE 60).
 - TOP SLAB (As .62) #5 BARS AT 6" C.C.E.W..
 - RISER/WALLS (As .18)
 - FLOOR (As .37) #5 BARS AT 10" C.C.E.W.

Rim: 500.3' Rim to Invert: 5.46' Slack: 2.92" Sump: 1.9" Step Position: 204°

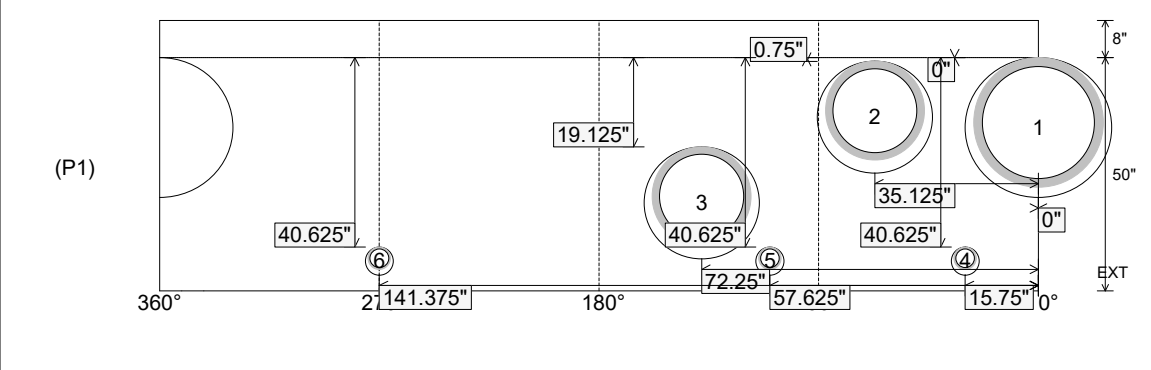
Position	Elev	Angle	Ext. (cw)	Pipe	Pipe OD	Connector	Hole	Horz Size	Up ()	Offset
Invert 1	494.84'	0°	0"	24" HDPE	27.8"	Hole 30	30"	31.416"	0"	0"
Invert 2	494.88'	67°	42.125"	18" HDPE	21.2"	Hole 24	24"	24.691"	0.75"	0"
Invert 3	496.41'	138°	86.75"	18" HDPE	21.2"	Hole 24	24"	24.691"	19.125"	0"
Invert 4	498.1'	30°	18.875"	4" HDPE (perf pipe)	4.8"	Hole 6	6"	6.01"	40.625"	0"
Invert 5	498.1'	110°	69.125"	4" HDPE (perf pipe)	4.8"	Hole 6	6"	6.01"	40.625"	0"
Invert 6	498.1'	270°	169.625"	4" HDPE (perf pipe)	4.8"	Hole 6	6"	6.01"	40.625"	0"
Invert 7										
Invert 8										

RIGHT-SIDE UP VIEW (int. dimensions)

UPSIDE-DOWN VIEW (int. dimensions)



INSIDE WALL DIMENSIONS



Coating (Int): Coating (Ext):	Seam Up: Flat Seam Dn: n/a	Wall Thickness: 6" Floor Height: 8"	Height (Int): 50" Height (Ext): 58"	Weight (Net): 7074 lb Volume (Net): 1.81cu.yd
----------------------------------	-------------------------------	--	--	--

Job Name: 26-1077 - Westside Markets of Greensboro Village
 Job Location: Gallatin, TN
 Contractor: Cleary Construction, Inc.

Plant: 100

3/27/2026 4:33:39 PM

Tech: J. Horsley - F

PC: C. Goff



Structure ID: A10

P1 MH060BAVF

MH BASE Custom Ht F/n

P3) 30" x 36" - CASTING HEIGHT - 6.50"
 P2) 60" - MH FLAT TOP w/30"x36" Hole F/F - 8"
 P1) 60" - MH BASE Custom Ht F/n - 50"

1) 60" - STORM INVERT CHANNEL - 1/4 HEIGHT

- 1) 60" - Conseal CS-102 1.00"
- 1) Hole - 30
- 2) Hole - 24
- 3) Hole - 6
- 4) MH Step ML-10-TDS-NCR - 10"

0 lb
 2008 lb
 7074 lb
 1700 lb
 0 lb
 0 lb
 0 lb
 0 lb
 0 lb

Structure Total: 10782 lb

Structure Notes:

1. PER ASTM C478 SPECIFICATIONS.
2. CONCRETE = 4,000 PSI AT 28 DAYS.
3. CASTING SUPPLIED BY OTHERS (JBS 2064 F/G/H - SINGLE CURB INLET).

REINFORCING PER ASTM A615 (GRADE 60).
 - TOP SLAB (As .62) #5 BARS AT 6" C.C.E.W..
 - RISER/WALLS (As .18)
 - FLOOR (As .37) #5 BARS AT 10" C.C.E.W.

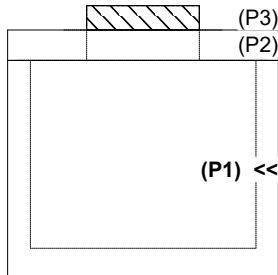
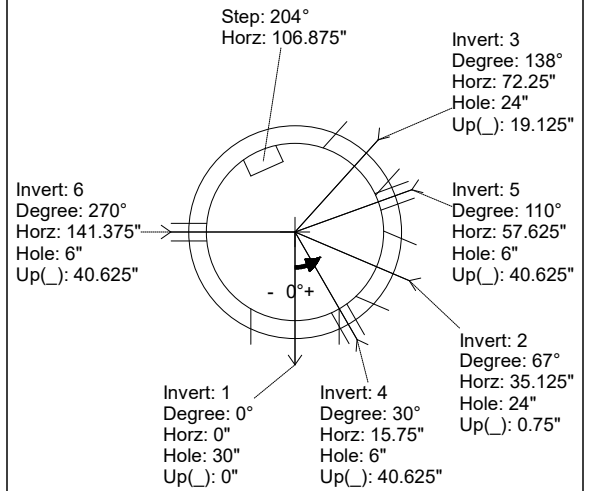
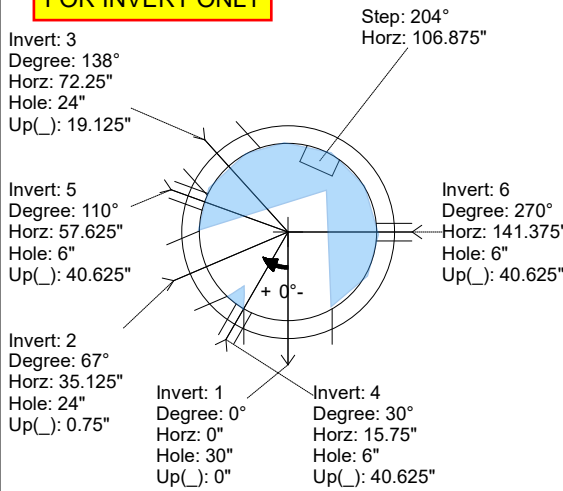
Rim: 500.3' Rim to Invert: 5.46' Slack: 2.92" Sump: 1.9" Step Position: 204°

Position	Elev	Angle	Ext. (cw)	Pipe	Pipe OD	Connector	Hole	Horz Size	Up ()	Offset
Invert 1	494.84'	0°	0"	24" HDPE	27.8"	Hole 30	30"	31.416"	0"	0"
Invert 2	494.88'	67°	42.125"	18" HDPE	21.2"	Hole 24	24"	24.691"	0.75"	0"
Invert 3	496.41'	138°	86.75"	18" HDPE	21.2"	Hole 24	24"	24.691"	19.125"	0"
Invert 4	498.1'	30°	18.875"	4" HDPE (perf pipe)	4.8"	Hole 6	6"	6.01"	40.625"	0"
Invert 5	498.1'	110°	69.125"	4" HDPE (perf pipe)	4.8"	Hole 6	6"	6.01"	40.625"	0"
Invert 6	498.1'	270°	169.625"	4" HDPE (perf pipe)	4.8"	Hole 6	6"	6.01"	40.625"	0"
Invert 7										
Invert 8										

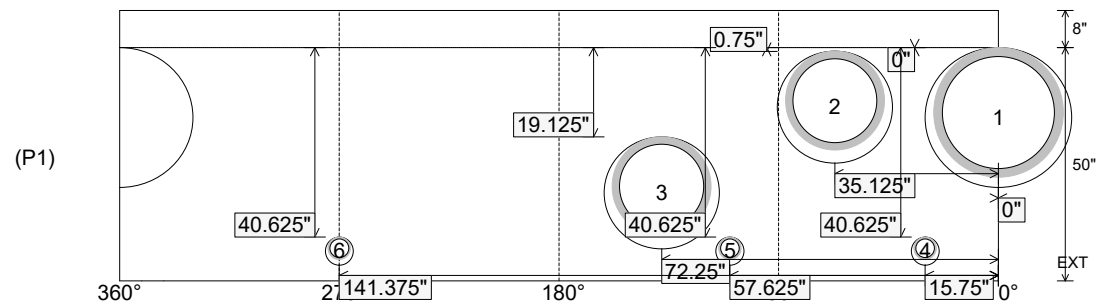
RIGHT-SIDE UP VIEW (int. dimensions)

UPSIDE-DOWN VIEW (int. dimensions)

FOR INVERT ONLY



INSIDE WALL DIMENSIONS



Coating (Int):
 Coating (Ext):

Seam Up: Flat
 Seam Dn: n/a

Wall Thickness: 6"
 Floor Height: 8"

Height (Int): 50"
 Height (Ext): 58"

Weight (Net): 7074 lb
 Volume (Net): 1.81cu.yd