

Job Name: 26-1029 - 873697 BJ's Wholesale Club  
 Job Location: Frankfort, KY  
 Contractor: Contech Engineering Solutions

Plant: Beaver Dam  
 1/9/2026 8:57:08 AM

Tech: J. Copping  
 PC: T. Sekula



**Structure ID: 15-CS-6**

**P2 MH072RS36 MH RISER**

- P4) 30" - CASTING HEIGHT - 4"
- P3) 72" - MH FLAT TOP SPEC. (30" ECC HOLE) - 15"
- P2) 72" - MH RISER - 36"
- P1) 72" - MH BASE - 84"
- 1) ASSEMBLY REQUIRED
- 1) CVSTENCILING
- 2) 72" - Conseal CS-102 1.00"
- 2) Hole - 16

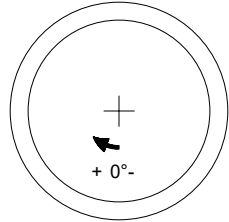
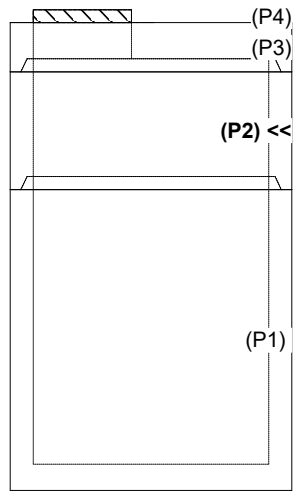
Structure Notes:  
 (4" TALL CASTING PROVIDED BY OTHERS)  
 LIFTING ANCHORS TO BE INSTALLED ON THE OUTSIDE OF THE STRUCTURE  
 ICAST TO INSTALL THE INTERNALS  
 CONTECH'S LOGO AS WELL AS THE INLET AND THE OUTLET MUST BE STENCILED ONTO THE STRUCTURE

0 lb  
 4661 lb  
 5248 lb  
 15907 lb  
 0 lb  
 0 lb  
 0 lb  
 0 lb  
 -----  
 Structure Total: 25816 lb

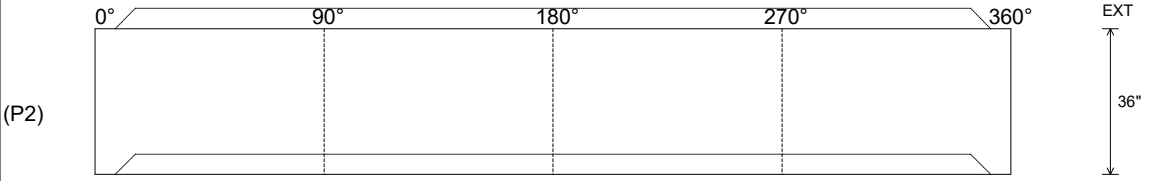
Rim: 734.71' Rim to Invert: 7.48' Slack: 10.76" Sump: 60" Step Position:

Position	Elev	Angle	Ext. (cw)	Pipe	Pipe OD	Connector	Hole	Horz Size	Up ( )	Offset
Invert 1										
Invert 2										
Invert 3										
Invert 4										
Invert 5										
Invert 6										
Invert 7										
Invert 8										

**RIGHT-SIDE UP VIEW (int. dimensions)**



**INSIDE WALL DIMENSIONS**



Coating (Int): Coating (Ext):	Seam Up: Tongue Seam Dn: Groove	Wall Thickness: 7" Floor Height: 0"	Height (Int): 36" Height (Ext): 36"	Weight (Net): 5248 lb Volume (Net): 1.34cu.yd
----------------------------------	------------------------------------	--	--	--