

Job Name: 26-1005 KPDI Water & Sewer Project	Plant: Beaver Dam	Tech: S. Felletter	
Job Location: Albany, KY	2/9/2026 8:41:35 AM	PC: E. Bradley	
Contractor: Twin States Utilities, Inc.			

**Structure ID: 61005 (2)**

**P2 MH072RSVF**

**MH RISER Custom Ht T/G**

P3) 72" - MH FLAT TOP w/36"x54" Hatch F/G - 15"	3625 lb
P2) 72" - MH RISER Custom Ht T/G - 63"	9184 lb
P1) 72" - MH BASE T/n - 24"	7398 lb
1) HATCH (Alum.) - HALLIDAY W1S 36"x54"	107 lb
1) JOINT WRAP - 12" WD x 072" MAC WRAP	0 lb
1) SPECIAL Internal Coating	0 lb
2) 72" - Conseal CS-231 1.00" (Double)	0 lb
204.99 SqFt) Tnemec HS Epoxy Series 104 [INT]	0 lb
Structure Total:	20315 lb

**Structure Notes:**

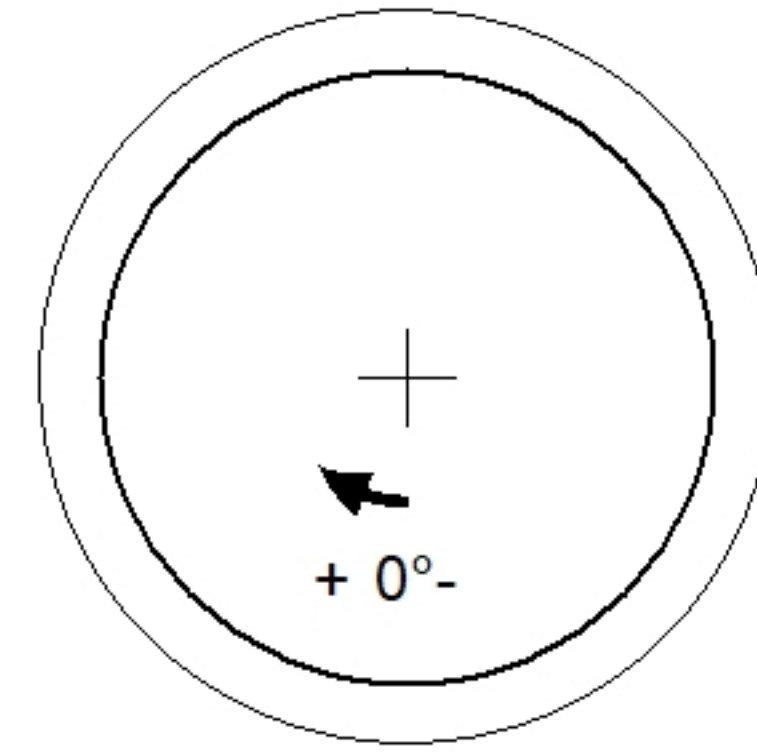
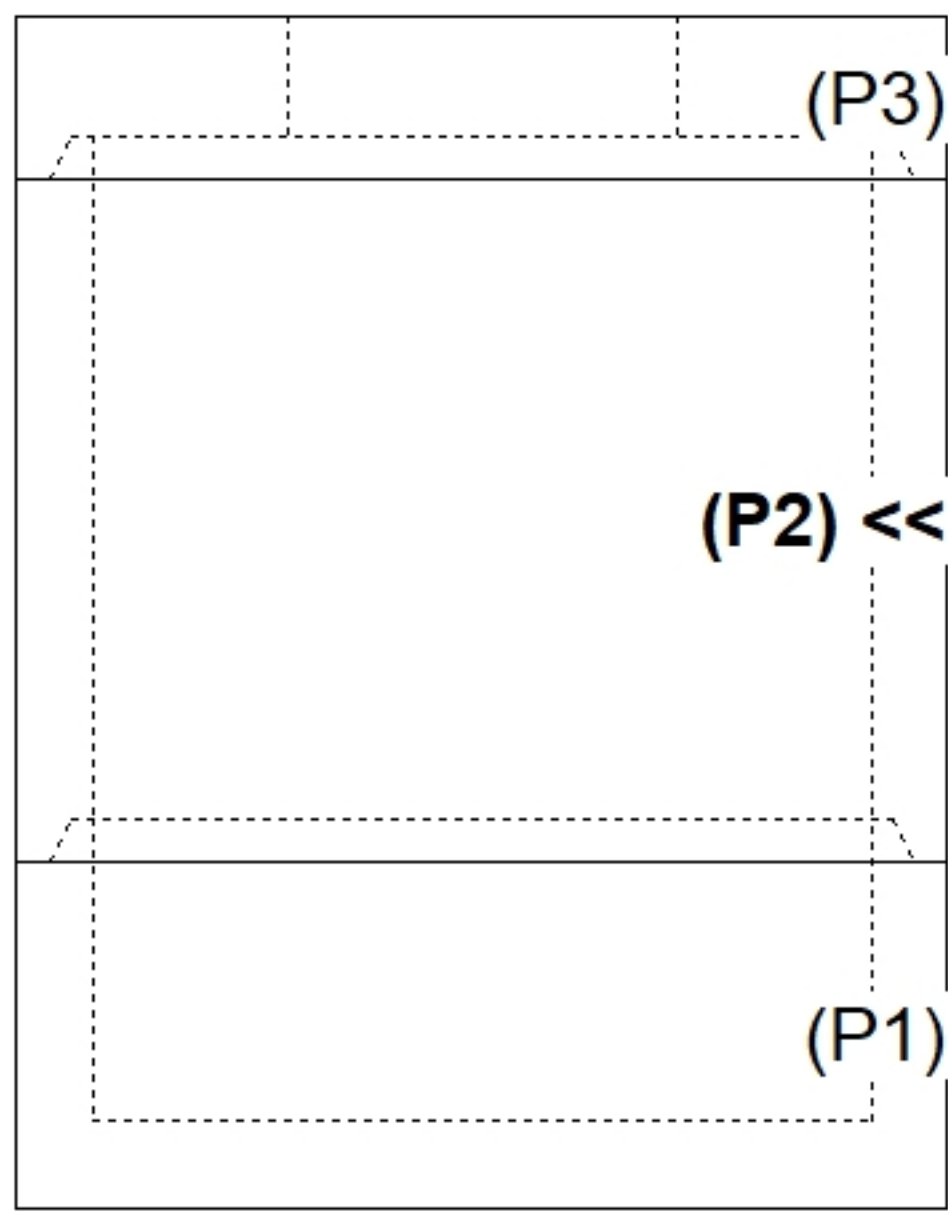
- PER ASTM C478 SPECIFICATIONS.
- CONCRETE = 4,500 PSI AT 28 DAYS.
- NO STEPS / NO INVERT CHANNEL.
- HALLIDAY HATCH W1S 36X54 W/ SAFETY GRATING BY ICAST. CAST-IN.
- INTERIOR COATING TO BE 2 COATS OF TNE MEC SERIES 104 H.S. EPOXY. APPLIED BY ICAST BEFORE DELIVERY.
- 6" VENT PIPE CAST INTO TOP SLAB.
- ALL OPENINGS TO BE CORED IN THE FIELD BY OTHERS.

Rim: 996'      Rim to Invert: 0'      Slack: 0"      Sump: 102"      Step Position:

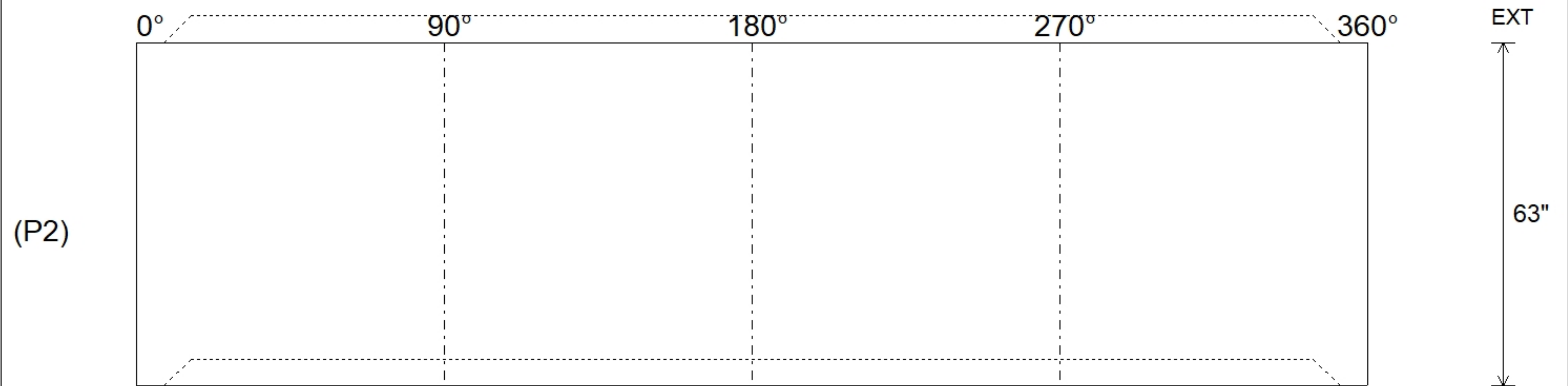
REINFORCING PER ASTM A615 (GRADE 60).  
- TOP SLAB (As .31) #5 BARS AT 6" C.C.E.W.

Position	Elev	Angle	Ext. (cw)	Pipe	Pipe OD	Connector	Hole	Horz Size	Up ( )	Offset
Invert 1										
Invert 2										
Invert 3										
Invert 4										
Invert 5										
Invert 6										
Invert 7										
Invert 8										

**RIGHT-SIDE UP VIEW (int. dimensions)**



**INSIDE WALL DIMENSIONS**



Coating (Int): Tnemec HS Epoxy Series 104 Coating (Ext):	Seam Up: Tongue Seam Dn: Groove	Wall Thickness: 7" Floor Height: 0"	Height (Int): 63" Height (Ext): 63"	Weight (Net): 9184 lb Volume (Net): 2.35cu.yd
---	------------------------------------	--	--	--