

Job Name: 25-4789 Garrison Gardens Utilities
Job Location: Bowling Green, KY
Contractor: Scott & Ritter, Inc.

PC: C. Goff
 TECH: S. Felletter
 Plant: Beaver Dam

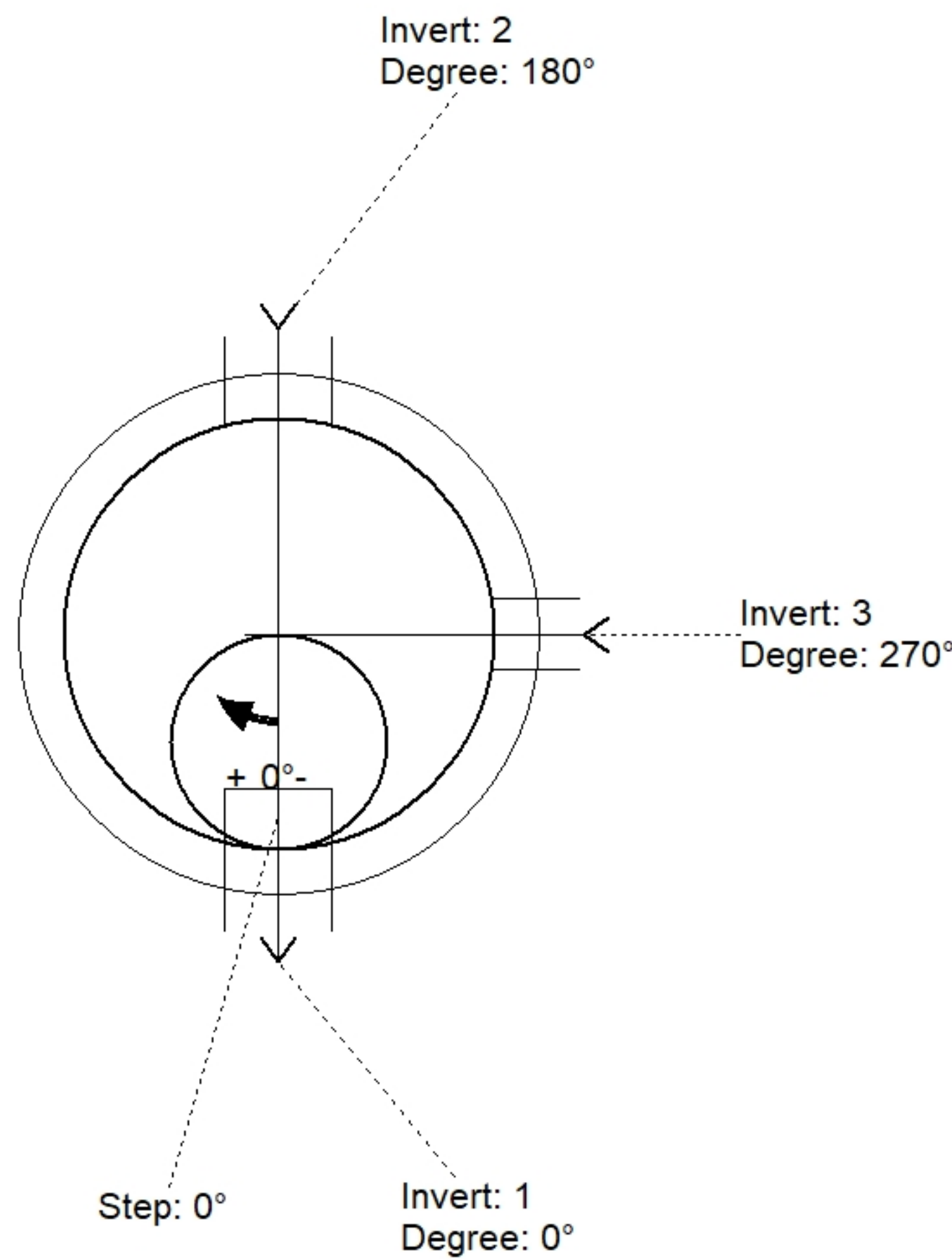


Structure ID: **san5-4 (20)**
 Spec: Sanitary Rim: 522.52' Sump: 2" Floor (Bot): 517.873'
 Type: SAN.MH Invert: 518.54' Floor (Top): 518.373' Overall Height: 4.583'
 Size: 48" Rim to Invert: 3.98' Floor Height: 6" Slack: 0.76"

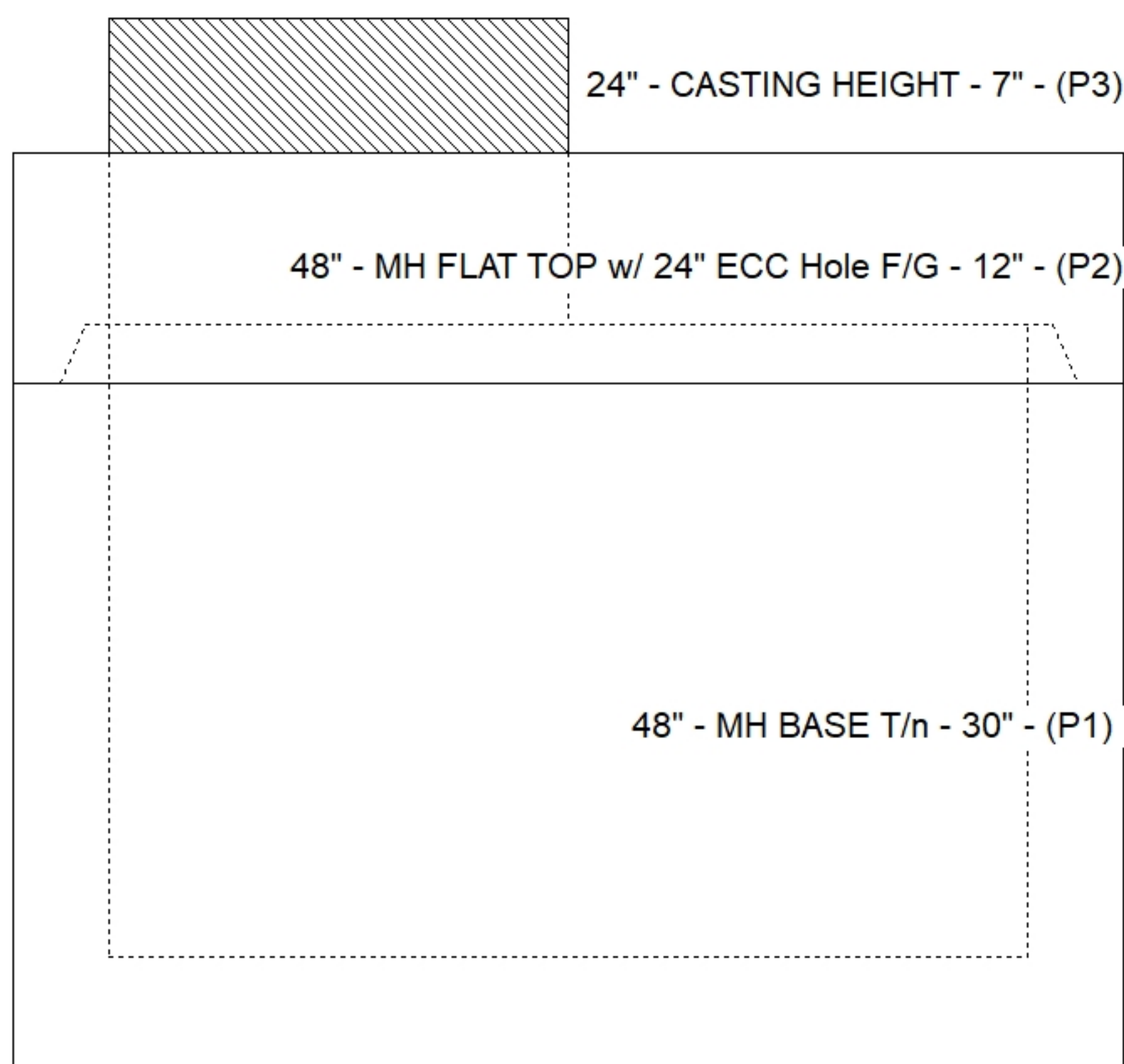
- Structure Notes:**
1. HOE MC-375 F/C SANITARY PROVIDED BY ICAST
 2. PER ASTM C478 SPECIFICATIONS.
 3. CONCRETE = 4,000 PSI AT 28 DAYS.
 4. REINFORCING PER ASTM A615 (GRADE 60).
 - TOP SLAB (As .62) #5 BARS AT 6" C.C.E.W.
 - RISER/WALLS (As .12)
 - FLOOR (As .31) #5 BARS AT 12" C.C.E.W.
 5. DOUBLE PIPE BANDS REQUIRED FOR ALL BOOTS.

STRUCTURE SUMMARY:

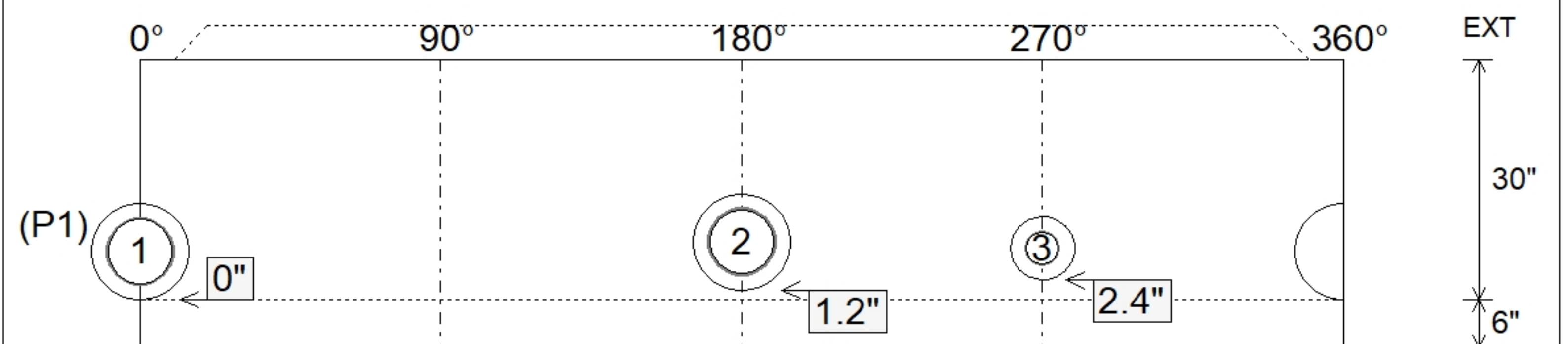
P3) 24" - CASTING HEIGHT - 7"	0 lb
P2) 48" - MH FLAT TOP w/ 24" ECC Hole F/G - 12"	1561 lb
P1) 48" - MH BASE T/n - 30"	3309 lb
1) 48" - MH INVERT CHANNEL - FULL HEIGHT	1440 lb
1) Conseal CS-102 1.00" (Single)	0 lb
1) JOINT WRAP - 0.065"x6"x50' CONSEAL CS212	0 lb
1) JOINT WRAP PRIMER - CONSEAL CS-75 (1 gal.)	0 lb
1) CASTING - HOE MC-375 F/C Sanitary	271 lb
1) 48" - Conseal CS-102 1.00"	0 lb
2) PSX - 12-08 NYLO	16 lb
1) PSX - 8QRS-S NYLO	6 lb
2) MH Step ML-10-TDS-NCR - 10"	0 lb
Structure Total:	6604 lb



Position	Elev	Angle	Pipe	Pipe OD	Hole	Connector	Up (")	Ref
Rim	522.52'							
Reducer								
Invert 1	518.54'	0°	8" PVC SDR26	8.5"	12"	PSX 12-08 NYLO	0"	P1
Invert 2	518.64'	180°	8" PVC SDR26	8.5"	12"	PSX 12-08 NYLO	1.2"	P1
Invert 3	518.74'	270°	4" PVC SDR26	4.25"	8"	PSX 8QRS-S NYLO	2.4"	P1
Invert 4								
Invert 5								
Invert 6								
Invert 7								
Invert 8								



Default - Interior Dimensions



Submittal Drawing
 4/20/2026 8:11:17 AM

SUBMITTAL
 APPROVED BY: