

Job Name: 25-4789 Garrison Gardens Utilities  
 Job Location: Bowling Green, KY  
 Contractor: Scott & Ritter, Inc.

Plant: Beaver Dam  
 4/16/2026 10:58:07 AM

Tech: S. Felletter  
 PC: C. Goff



**Structure ID: san1-2 (3)**

**P1 MH048BA42**

**MH BASE T/n**

- P3) 24" - CASTING HEIGHT - 7"
- P2) 48" - ECC CONE w/ 24" HOLE F/G - 36"
- P1) 48" - MH BASE T/n - 42"
- 1) 48" - MH INVERT CHANNEL - FULL HEIGHT
- 1) JOINT WRAP - 0.065"x6"x50' CONSEAL CS212
- 1) JOINT WRAP PRIMER - CONSEAL CS-75 (1 gal.)
- 1) Conseal CS-102 1.00" (Single)
- 1) CASTING - HOE MC-375 F/C Sanitary
- 1) 48" - Conseal CS-102 1.00"
- 2) PSX - 12-08 NYLO
- 1) PSX - 8QRS-S NYLO
- 6) MH Step ML-10-TDS-NCR - 10"

0 lb  
 3000 lb  
 4147 lb  
 1440 lb  
 0 lb  
 0 lb  
 0 lb  
 271 lb  
 0 lb  
 16 lb  
 6 lb  
 0 lb  
 -----  
 Structure Total: 8881 lb

- Structure Notes:**
1. PER ASTM C478 SPECIFICATIONS.
  2. CONCRETE = 4,000 PSI AT 28 DAYS.
  3. HOE MC-375 F/C SANITARY PROVIDED BY ICAST.
  4. DOUBLE PIPE BANDS REQUIRED FOR ALL BOOTS

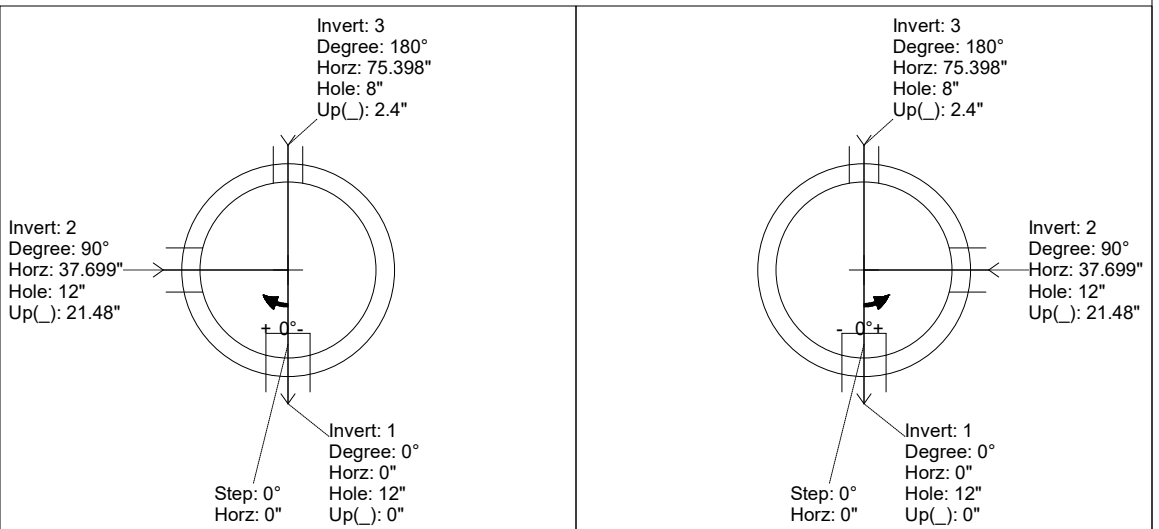
REINFORCING PER ASTM A615 (GRADE 60).  
 - CONE (As .12)  
 - RISER/WALLS (As .12)  
 - FLOOR (As .31) #5 BARS AT 12" C.C.E.W.

Rim: 507.2' Rim to Invert: 6.98' Slack: 0.76" Sump: 2" Step Position: 0°

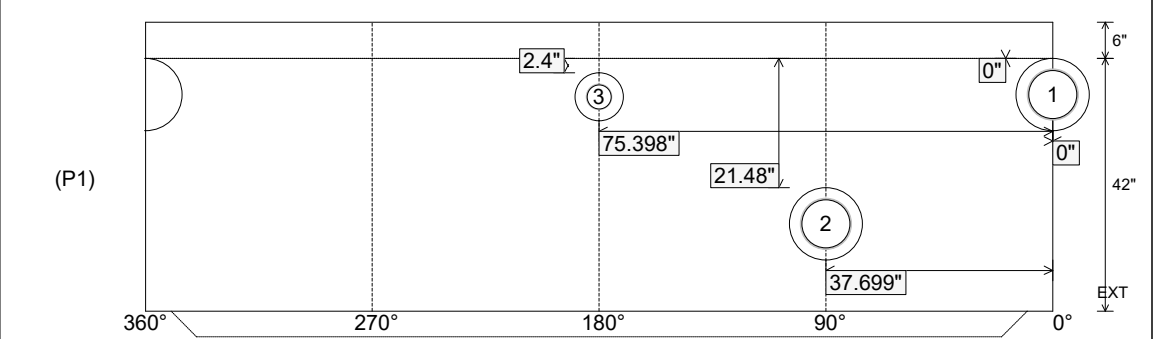
Position	Elev	Angle	Ext. (cw)	Pipe	Pipe OD	Connector	Hole	Horz Size	Up ( )	Offset
Invert 1	500.22'	0°	0"	8" PVC SDR26	8.5"	PSX 12-08 NYLO	12"	12.129"	0"	0"
Invert 2	502.01'	90°	45.553"	8" PVC SDR35	8.5"	PSX 12-08 NYLO	12"	12.129"	21.48"	0"
Invert 3	500.42'	180°	91.106"	4" PVC SDR26	4.25"	PSX 8QRS-S NYLO	8"	8.038"	2.4"	0"
Invert 4										
Invert 5										
Invert 6										
Invert 7										
Invert 8										

RIGHT-SIDE UP VIEW (int. dimensions)

UPSIDE-DOWN VIEW (int. dimensions)



INSIDE WALL DIMENSIONS



Coating (Int):  
 Coating (Ext):

Seam Up: Tongue  
 Seam Dn: n/a

Wall Thickness: 5"  
 Floor Height: 6"

Height (Int): 42"  
 Height (Ext): 48"

Weight (Net): 4147 lb  
 Volume (Net): 1.06cu.yd

Job Name: 25-4789 Garrison Gardens Utilities  
 Job Location: Bowling Green, KY  
 Contractor: Scott & Ritter, Inc.

Plant: Beaver Dam  
 4/16/2026 10:58:07 AM

Tech: S. Felletter  
 PC: C. Goff



**Structure ID: san1-2 (3)**

**P1 MH048BA42**

**MH BASE T/n**

- P3) 24" - CASTING HEIGHT - 7"
- P2) 48" - ECC CONE w/ 24" HOLE F/G - 36"
- P1) 48" - MH BASE T/n - 42"
- 1) 48" - MH INVERT CHANNEL - FULL HEIGHT
- 1) JOINT WRAP - 0.065"x6"x50' CONSEAL CS212
- 1) JOINT WRAP PRIMER - CONSEAL CS-75 (1 gal.)
- 1) Conseal CS-102 1.00" (Single)
- 1) CASTING - HOE MC-375 F/C Sanitary
- 1) 48" - Conseal CS-102 1.00"
- 2) PSX - 12-08 NYLO
- 1) PSX - 8QRS-S NYLO
- 6) MH Step ML-10-TDS-NCR - 10"

- 0 lb
- 3000 lb
- 4147 lb
- 1440 lb
- 0 lb
- 0 lb
- 0 lb
- 271 lb
- 0 lb
- 16 lb
- 6 lb
- 0 lb

- Structure Notes:**
1. PER ASTM C478 SPECIFICATIONS.
  2. CONCRETE = 4,000 PSI AT 28 DAYS.
  3. HOE MC-375 F/C SANITARY PROVIDED BY ICAST.
  4. DOUBLE PIPE BANDS REQUIRED FOR ALL BOOTS

REINFORCING PER ASTM A615 (GRADE 60).  
 - CONE (As .12)  
 - RISER/WALLS (As .12)  
 - FLOOR (As .31) #5 BARS AT 12" C.C.E.W.

Structure Total: 8881 lb

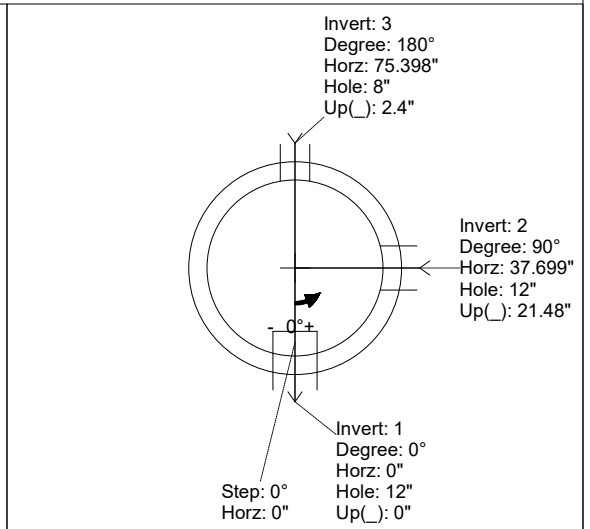
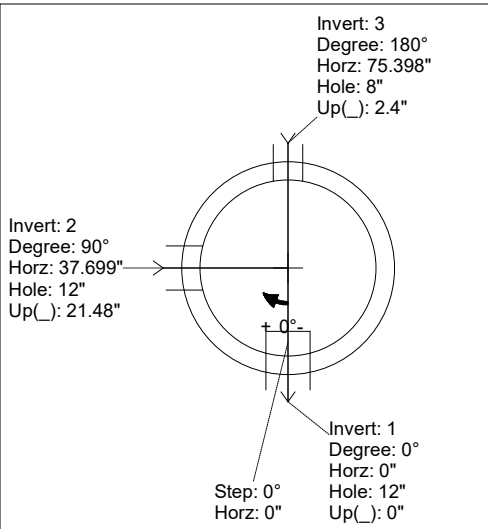
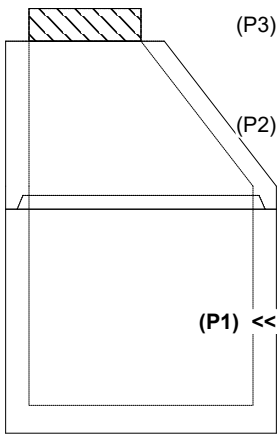
Invert channel drawing  
 Full height invert

Rim: 507.2' Rim to Invert: 6.98' Slack: 0.76" Sump: 2" Step Position: 0°

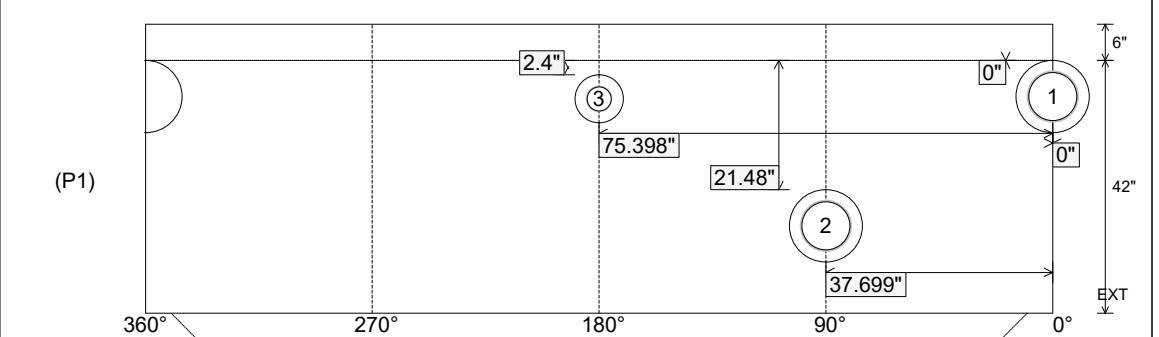
Position	Elev	Angle	Ext. (cw)	Pipe	Pipe OD	Connector	Hole	Horz Size	Up ( )	Offset
Invert 1	500.22'	0°	0"	8" PVC SDR26	8.5"	PSX 12-08 NYLO	12"	12.129"	0"	0"
Invert 2	502.01'	90°	45.553"	8" PVC SDR35	8.5"	PSX 12-08 NYLO	12"	12.129"	21.48"	0"
Invert 3	500.42'	180°	91.106"	4" PVC SDR26	4.25"	PSX 8QRS-S NYLO	8"	8.038"	2.4"	0"
Invert 4										
Invert 5										
Invert 6										
Invert 7										
Invert 8										

RIGHT-SIDE UP VIEW (int. dimensions)

UPSIDE-DOWN VIEW (int. dimensions)



INSIDE WALL DIMENSIONS



Coating (Int): Coating (Ext):	Seam Up: Tongue Seam Dn: n/a	Wall Thickness: 5" Floor Height: 6"	Height (Int): 42" Height (Ext): 48"	Weight (Net): 4147 lb Volume (Net): 1.06cu.yd
----------------------------------	---------------------------------	--	--	--