

Job Name: 25-4737 - New Leadership Building
 Job Location: Lexington, KY
 Contractor: C&R Asphalt, LLC

Plant: 100

2/18/2026 10:19:42 AM

Tech: J. Horsley - A

PC: Trevor Lewis



Structure ID: 86 (3)

P1 BX2424-08BAVF

BOX BASE 8inW, 8inF, Variable Ht F/n

- P2) 24" x 24" - CASTING HEIGHT - 4"
- P1) 24" x 24" - BOX BASE 8inW, 8inF, Variable Ht F/n - 51"
- 1) CASTING - HOE 280T F/G
- 1) 24" x 24" - Conseal CS-102 1.00"
- 2) Hole - 14

0 lb
 5250 lb
 182 lb
 0 lb
 0 lb

 Structure Total: 5432 lb

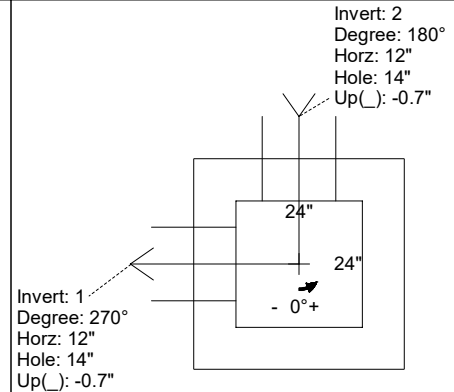
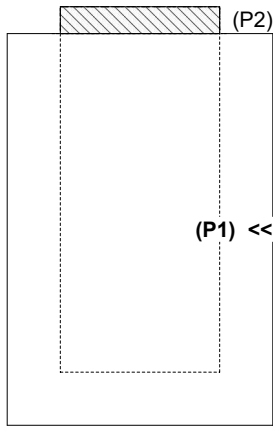
- Structure Notes:
1. PER ASTM C-913 SPECIFICATIONS
 2. CONCRETE: 4,000 PSI AT 28 DAYS
 3. REINFORCEMENT: #5 BAR @ 12" C.C. E.W. (GRADE 60) - 2" MIN. REBAR CLEARANCE (TYP)
 4. NO STORM INVERT
 5. NO STEPS
 6. HOE 280T FRAME & GRATE SUPPLIED BY ICAST

Rim: 991' Rim to Invert: 4.65' Slack: 0.8" Sump: 0" Step Position:

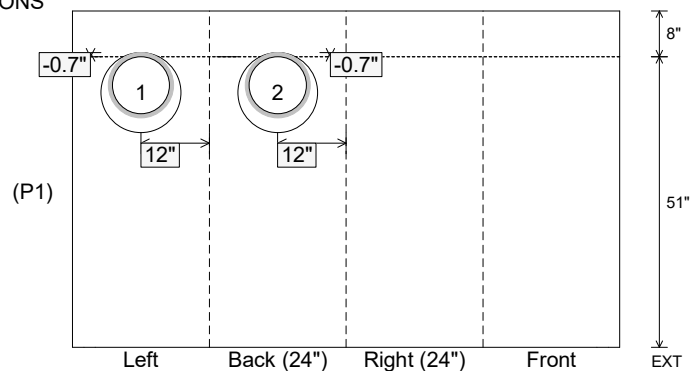
Position	Elev	Angle	Ext. (cw)	Pipe	Pipe OD	Connector	Hole	Horz Size	Up ()	Offset
Invert 1	986.35'	270°	20"	10" HDPE	11.4"	Hole 14	14"	14"	-0.7"	0"
Invert 2	986.35'	180°	20"	10" HDPE	11.4"	Hole 14	14"	14"	-0.7"	0"
Invert 3										
Invert 4										
Invert 5										
Invert 6										
Invert 7										
Invert 8										

RIGHT-SIDE UP VIEW (int. dimensions)

UPSIDE-DOWN VIEW (int. dimensions)



INSIDE WALL DIMENSIONS



Coating (Int):
 Coating (Ext):

Seam Up: Flat
 Seam Dn: n/a

Wall Thickness: 8"
 Floor Height: 8"

Height (Int): 51"
 Height (Ext): 59"

Weight (Net): 5250 lb
 Volume (Net): 1.34cu.yd