

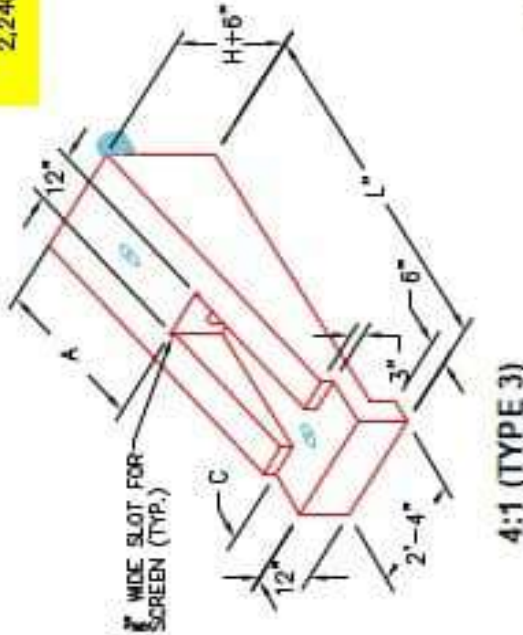
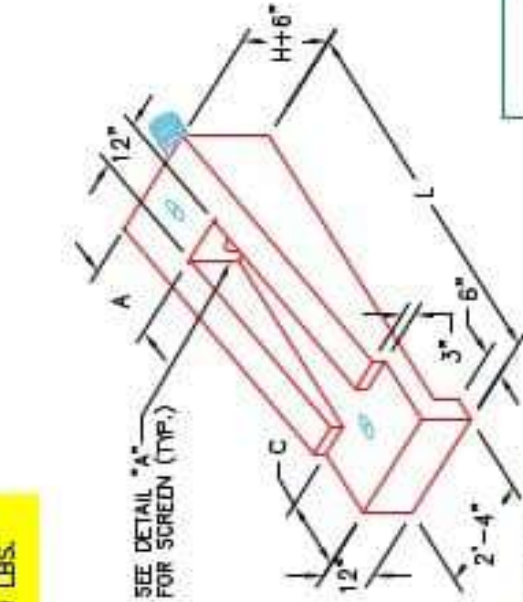
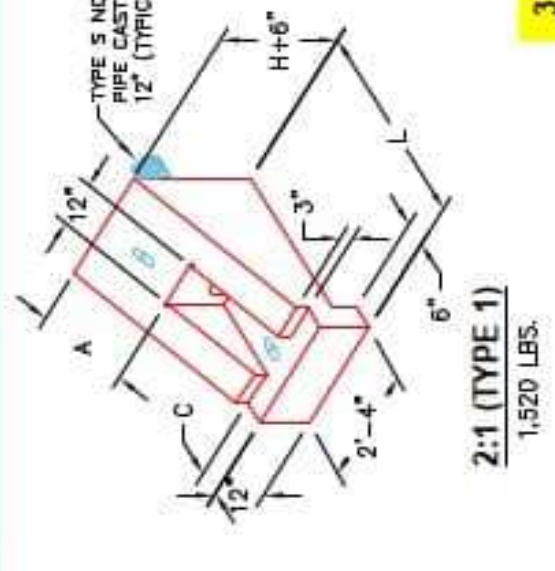
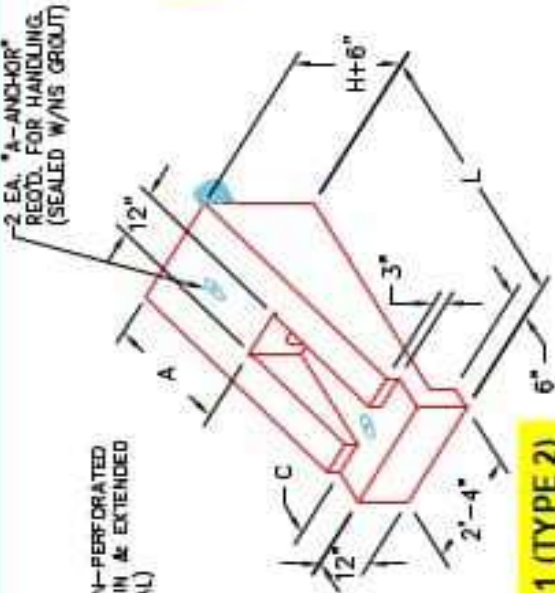
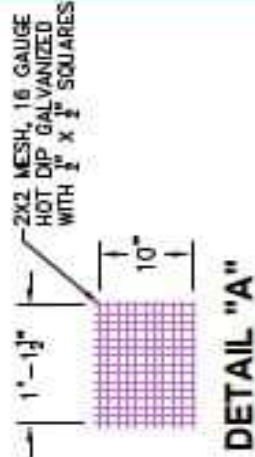


**Structure ID: 54737 (7)**

**P1 HWPP316TY2**

**6" - HW Perforated Pipe Type 2 (3 to 1) F/F**

PIPE DIA.	SLOPE	DIMENSIONS			CLASS "A" CONCRETE	DL YDS.
		L	H	A		
4"	2:1	3'-4 1/2"	1'-6"	6"	0.38	
	3:1	5'-1 1/2"	2'-3"	9"	0.56	
6"	4:1	8'-3 3/4"	3'-0"	1'-0"	0.74	
	6:1	11'-2 1/2"	1'-6"	1'-6"	0.82	
8"	2:1	3'-2 1/2"	1'-5"	6"	0.43	
	3:1	5'-8 1/4"	1'-10 1/2"	2'-3"	0.63	
10"	4:1	7'-7"	3'-0"	1'-0"	0.83	
	6:1	11'-4 1/2"	1'-8 1/2"	1'-8 1/2"	0.73	
12"	2:1	4'-3"	1'-6"	6"	0.47	
	3:1	6'-3"	2'-4"	9"	0.69	
14"	4:1	8'-4"	3'-0"	1'-0"	0.91	
	6:1	11'-5"	1'-5"	1'-5"	0.83	



APPROVED FOR DESIGN ONLY

Approved  
 KYTC INFRASTRUCTURE DIVISION  
 KYTC INFRASTRUCTURE DIVISION

DIVISION OF CONSTRUCTION

INFRASTRUCTURE PRECAST, INC.  
 981 WEST 7TH ST. BOWEN DAM, KY. 42302  
 PHONE: (270) 363-2038, FAX: (270) 368-7484

KYTC PERFORATED PIPE HEADWALLS

DRAWING NO. HWPP 17-119 DATE 12-07-21  
 PREPARED BY J.H. ROSS, P.E. DRAWN BY H. REINHOLD  
 WEB: WWW.CAST-INC.COM SCALE: NTS

- ~NOTES:
1. CONCRETE: KYTC APPROVED.
  2. REINFORCING: #4 BAR @ 12" C/C E.W. - GRADE 60, (WITH 2" CONCRETE COVER MINIMUM)
  3. REINFORCING BARS TO BE TACK WELDED OR TIED.
  4. PIPE AND LIFTING ANCHOR POCKETS TO BE GROUTED WITH KYTC APPROVED NON-SHRINK GROUT.
  5. DRAWING TO BE USED IN CONJUNCTION WITH KYTC STD. DRAWING RDP-010-09 AND THE STANDARD SPECIFICATIONS FOR ROAD AND BRIDGE CONSTRUCTION.
  6. 3/8" CHAMFER ON ALL EXPOSED EDGES.