

Job Name: 25-4727- Calista Subdivision (Ph.3)  
 Job Location: White House, TN  
 Contractor: Twin States Utilities, Inc.

Plant: 100

2/3/2026 7:28:35 AM

Tech: J. Horsley - F

PC: E. Bradley



**Structure ID: MH 9-6 (12)**

**P1 MH048BAVFCDARED**

**MH BASE Custom Ht, w/ConBlock-CDA Red T/n**

P3) 24" - CASTING HEIGHT - 6"	0 lb
P2) 48" - ECC CONE w/ 24" HOLE, w/ConBlock-CDA Red F/G - 30"	1961 lb
P1) 48" - MH BASE Custom Ht, w/ConBlock-CDA Red T/n - 26"	3099 lb
1) JOINT WRAP - 0.065"x6"x50' CONSEAL CS212	0 lb
1) JOINT WRAP PRIMER - CONSEAL CS-75 (1 gal.)	0 lb
1) ADMIXTURE CONBLOCK CDA RED	0 lb
1) 48" - MH INVERT CHANNEL OVERSIZED w/ConBlock-CDA Red - FULL HEIGHT	1440 lb
1) CASTING - JBS 1155 F/C SANITARY	250 lb
1) 48" - Conseal CS-102 1.00" (Double)	0 lb
1) PSX - 12-08 NYLO	8 lb
5) MH Step ML-10-TDS-NCR - 10"	0 lb
<b>Structure Total:</b>	<b>6758 lb</b>

- Structure Notes:**
1. PER ASTM C478 SPECIFICATIONS.
  2. CONCRETE = 4,000 PSI AT 28 DAYS.
  3. ADMIXTURE = CONBLOCK CDA RED
  4. CASTING BY ICAST (JBS 1155 F/C SANITARY)

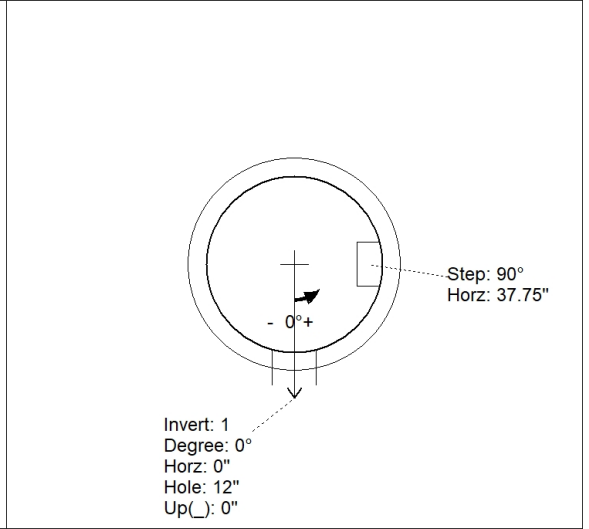
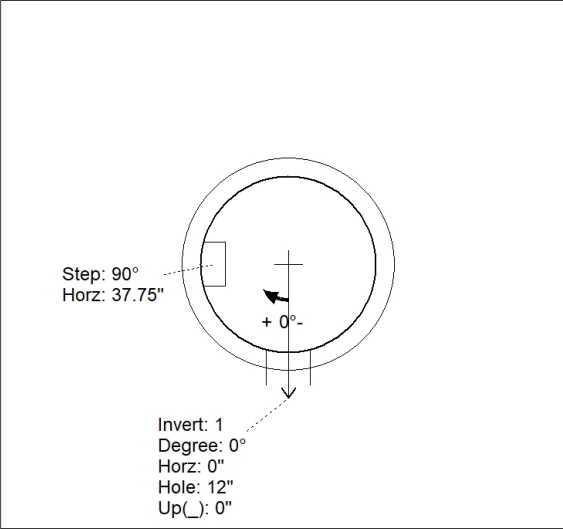
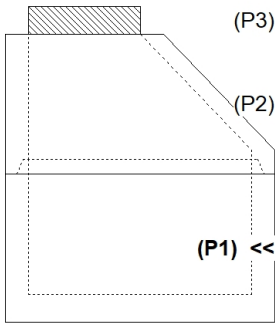
REINFORCING PER ASTM A615 (GRADE 60).  
 - CONE (As .12)  
 - RISER/WALLS (As .12)  
 - FLOOR (As .31) #5 BARS AT 12" C.C.E.W

Rim: 794.3' Rim to Invert: 5' Slack: 0" Sump: 2" Step Position: 90

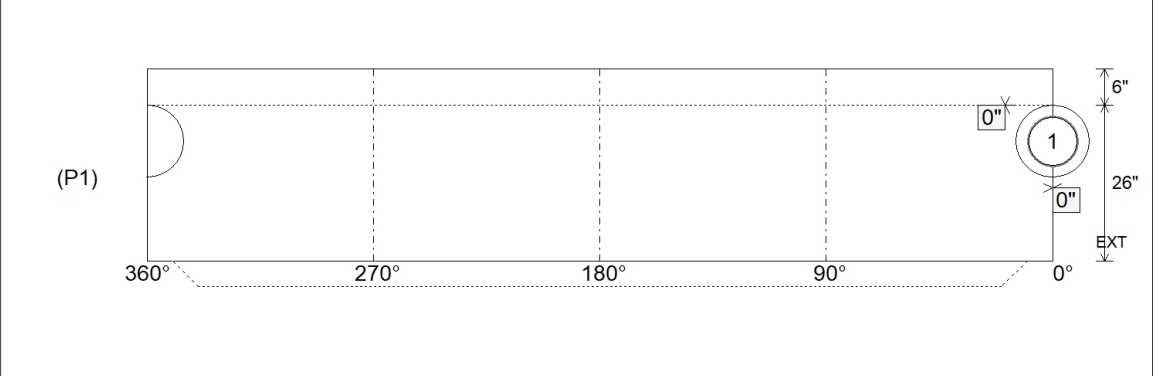
Position	Elev	Angle	Ext. (cw)	Pipe	Pipe OD	Connector	Hole	Horz Size	Up ( )	Offset
Invert 1	789.3'	0°	0"	8" PVC SDR26	8.5"	PSX 12-08 NYLO	12"	12.129"	0"	0"
Invert 2										
Invert 3										
Invert 4										
Invert 5										
Invert 6										
Invert 7										
Invert 8										

RIGHT-SIDE UP VIEW (int. dimensions)

UPSIDE-DOWN VIEW (int. dimenions)



INSIDE WALL DIMENSIONS



Coating (Int): Coating (Ext):	Seam Up: Tongue Seam Dn: n/a	Wall Thickness: 5" Floor Height: 6"	Height (Int): 26" Height (Ext): 32"	Weight (Net): 3099 lb Volume (Net): 0.79cu.yd
----------------------------------	---------------------------------	--	--	--

Job Name: 25-4727- Calista Subdivision (Ph.3)  
 Job Location: White House, TN  
 Contractor: Twin States Utilities, Inc.

Plant: 100

2/3/2026 7:28:35 AM

Tech: J. Horsley - F

PC: E. Bradley



**Structure ID: MH 9-6 (12)**

**P1A MH048BAVFCDARED**

**MH BASE Custom Ht, w/ConBlock-CDA Red T/n**

- P3) 24" - CASTING HEIGHT - 6"
- P2) 48" - ECC CONE w/ 24" HOLE, w/ConBlock-CDA Red F/G - 30"
- P1) 48" - MH BASE Custom Ht, w/ConBlock-CDA Red T/n - 26"
- 1) JOINT WRAP - 0.065"x6"x50' CONSEAL CS212
- 1) JOINT WRAP PRIMER - CONSEAL CS-75 (1 gal.)
- 1) ADMIXTURE CONBLOCK CDA RED
- 1) 48" - MH INVERT CHANNEL OVERSIZED w/ConBlock-CDA Red - FULL HEIGHT
- 1) CASTING - JBS 1155 F/C SANITARY
- 1) 48" - Conseal CS-102 1.00" (Double)
- 1) PSX - 12-08 NYLO
- 5) MH Step ML-10-TDS-NCR - 10"

0 lb  
 1961 lb  
 3099 lb  
 0 lb  
 0 lb  
 0 lb  
 1440 lb  
 250 lb  
 0 lb  
 8 lb  
 0 lb  
 -----  
 Structure Total: 6758 lb

Structure Notes:

1. PER ASTM C478 SPECIFICATIONS.
2. CONCRETE = 4,000 PSI AT 28 DAYS.
3. ADMIXTURE = CONBLOCK CDA RED
4. CASTING BY ICAST (JBS 1155 F/C SANITARY)

REINFORCING PER ASTM A615 (GRADE 60).

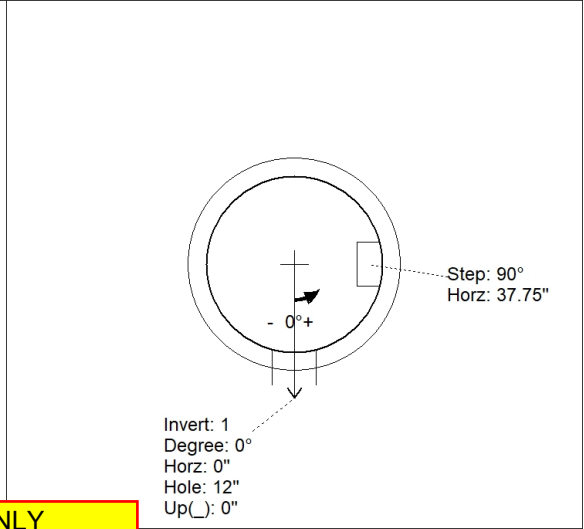
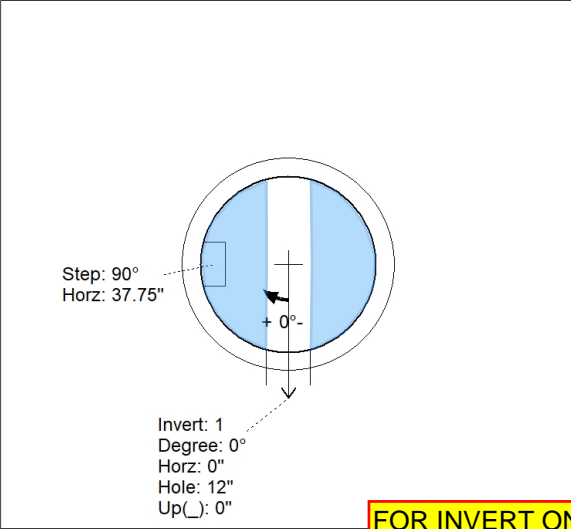
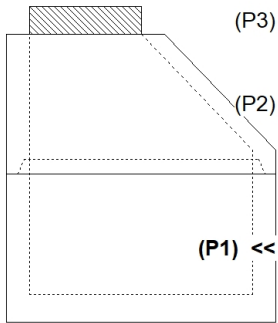
- CONE (As .12)
- RISER/WALLS (As .12)
- FLOOR (As .31) #5 BARS AT 12" C.C.E.W

Rim: 794.3' Rim to Invert: 5' Slack: 0" Sump: 2" Step Position: 90

Position	Elev	Angle	Ext. (cw)	Pipe	Pipe OD	Connector	Hole	Horz Size	Up ( )	Offset
Invert 1	789.3'	0°	0"	8" PVC SDR26	8.5"	PSX 12-08 NYLO	12"	12.129"	0"	0"
Invert 2										
Invert 3										
Invert 4										
Invert 5										
Invert 6										
Invert 7										
Invert 8										

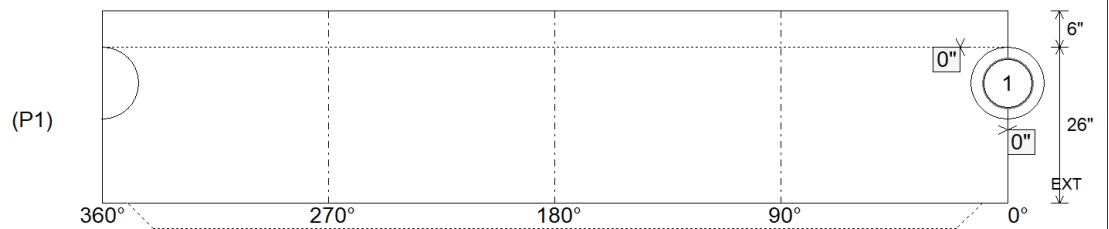
RIGHT-SIDE UP VIEW (int. dimensions)

UPSIDE-DOWN VIEW (int. dimenions)



INSIDE WALL DIMENSIONS

**FOR INVERT ONLY  
 MAKE INVERT 2" WIDER  
 THAN NORMAL**



Coating (Int):  
 Coating (Ext):

Seam Up: Tongue  
 Seam Dn: n/a

Wall Thickness: 5"  
 Floor Height: 6"

Height (Int): 26"  
 Height (Ext): 32"

Weight (Net): 3099 lb  
 Volume (Net): 0.79cu.yd