

| | | | |
|--|---------------------|----------------------|--|
| Job Name: 25-4727- Calista Subdivision (Ph.3) | Plant: 100 | Tech: J. Horsley - F |  |
| Job Location: White House, TN Contractor: Twin States Utilities, Inc. | 2/3/2026 7:28:55 AM | PC: E. Bradley | |

Structure ID: MH 9-4 (10)

P2 MH048RS60CDARED

MH RISER w/ConBlock-CDA Red T/G

| | |
|---|-----------------|
| P4) 24" - CASTING HEIGHT - 6" | 0 lb |
| P3) 48" - ECC CONE w/ 24" HOLE, w/ConBlock-CDA Red F/G - 30" | 1961 lb |
| P2) 48" - MH RISER w/ConBlock-CDA Red T/G - 60" | 4192 lb |
| P1) 48" - MH BASE w/ConBlock-CDA Red T/n - 30" | 3330 lb |
| 1) JOINT WRAP - 0.065"x6"x50' CONSEAL CS212 | 0 lb |
| 1) JOINT WRAP PRIMER - CONSEAL CS-75 (1 gal.) | 0 lb |
| 1) ADMIXTURE CONBLOCK CDA RED | 0 lb |
| 1) 48" - MH INVERT CHANNEL OVERSIZED w/ConBlock-CDA Red - FULL HEIGHT | 1440 lb |
| 1) CASTING - JBS 1155 F/C SANITARY | 250 lb |
| 2) 48" - Conseal CS-102 1.00" (Double) | 0 lb |
| 2) PSX - 12-08 NYLO | 16 lb |
| 10) MH Step ML-10-TDS-NCR - 10" | 0 lb |
| Structure Total: | 11189 lb |

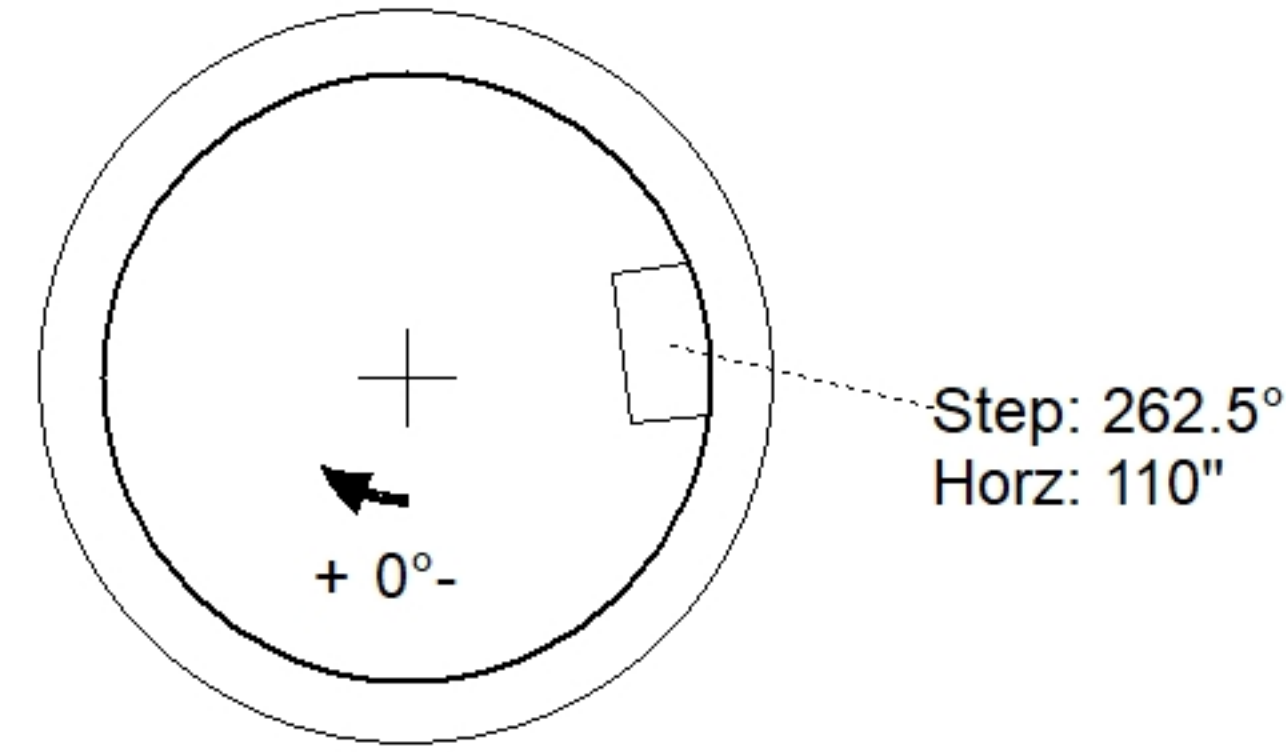
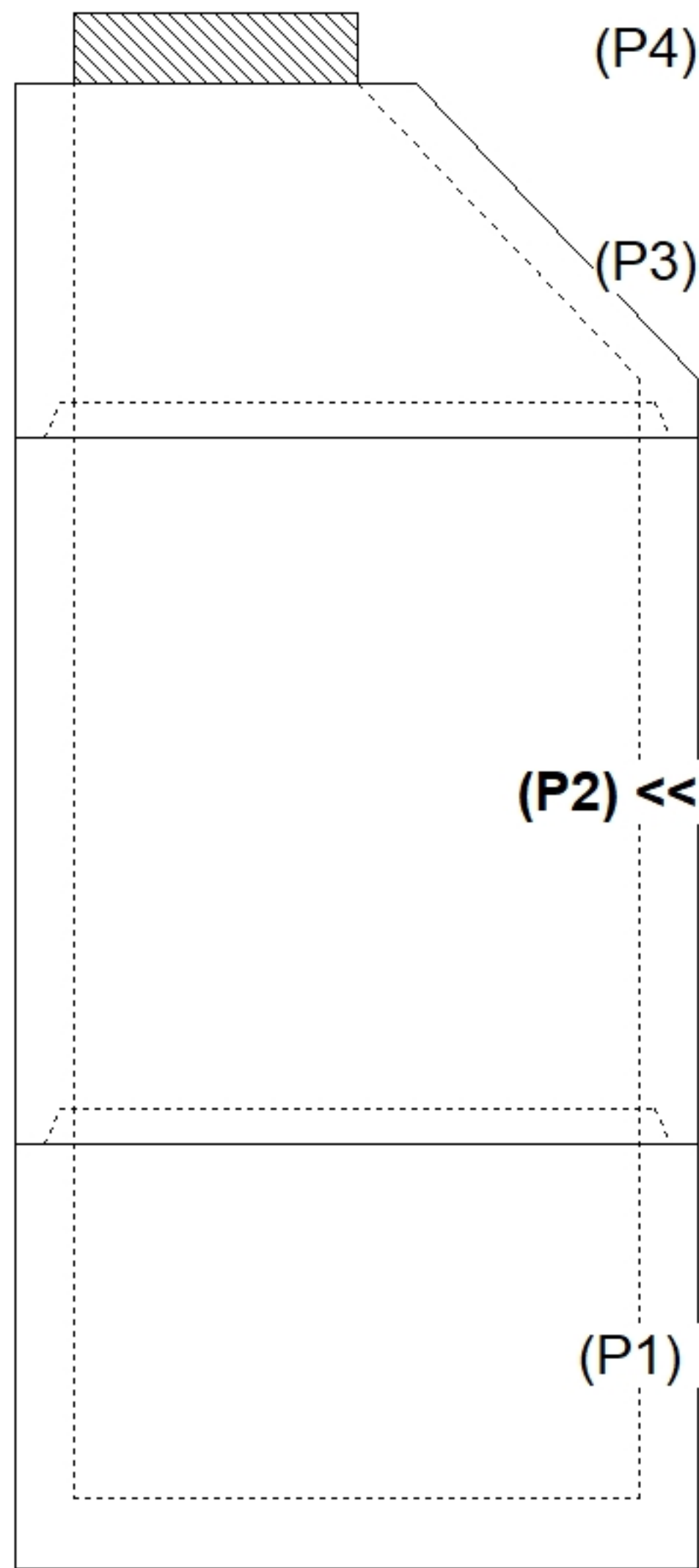
Structure Notes:
 1. PER ASTM C478 SPECIFICATIONS.
 2. CONCRETE = 4,000 PSI AT 28 DAYS.
 3. ADMIXTURE = CONBLOCK CDA RED
 4. CASTING BY ICAST (JBS 1155 F/C SANITARY)

REINFORCING PER ASTM A615 (GRADE 60).
 - CONE (As .12)
 - RISER/WALLS (As .12)
 - FLOOR (As .31) #5 BARS AT 12" C.C.E.W

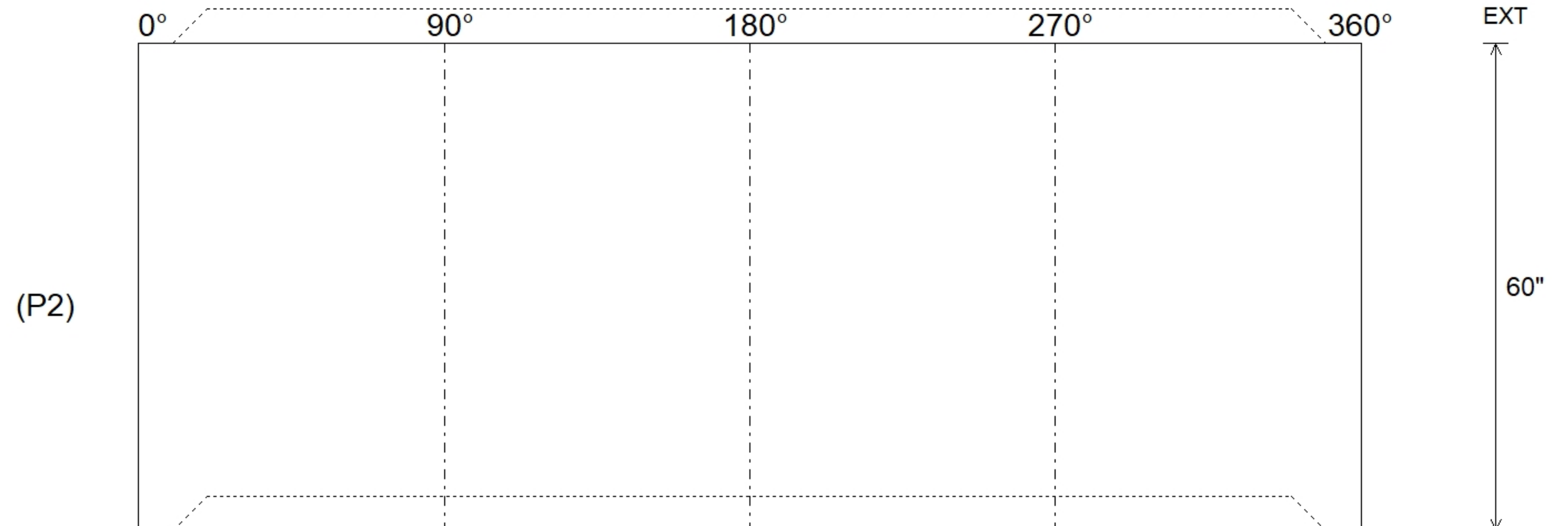
Rim: 798.26' Rim to Invert: 10.36' Slack: 0.32" Sump: 2" Step Position: 262.5°

| Position | Elev | Angle | Ext. (cw) | Pipe | Pipe OD | Connector | Hole | Horz Size | Up (L) | Offset |
|----------|------|-------|-----------|------|---------|-----------|------|-----------|--------|--------|
| Invert 1 | | | | | | | | | | |
| Invert 2 | | | | | | | | | | |
| Invert 3 | | | | | | | | | | |
| Invert 4 | | | | | | | | | | |
| Invert 5 | | | | | | | | | | |
| Invert 6 | | | | | | | | | | |
| Invert 7 | | | | | | | | | | |
| Invert 8 | | | | | | | | | | |

RIGHT-SIDE UP VIEW (int. dimensions)



INSIDE WALL DIMENSIONS



| | | | | |
|----------------------------------|------------------------------------|--|--|--|
| Coating (Int): Coating (Ext): | Seam Up: Tongue Seam Dn: Groove | Wall Thickness: 5" Floor Height: 0" | Height (Int): 60" Height (Ext): 60" | Weight (Net): 4192 lb Volume (Net): 1.07cu.yd |
|----------------------------------|------------------------------------|--|--|--|