

Job Name: 25-4724 JBS Sausage Plant  
 Job Location: Perry, IA  
 Contractor: FRC Sulzer

Plant: Beaver Dam  
 3/6/2026 1:06:31 PM

Tech: S. Felletter  
 PC: T. Lewis



**Structure ID: 54724 (2)**

**P3 MH096RS90**

**MH RISER T/G**

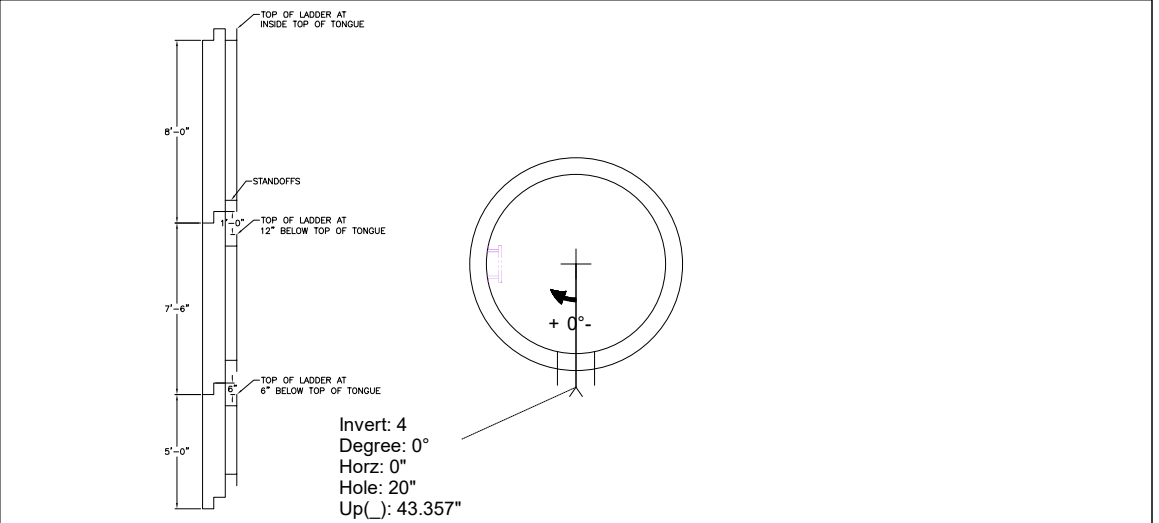
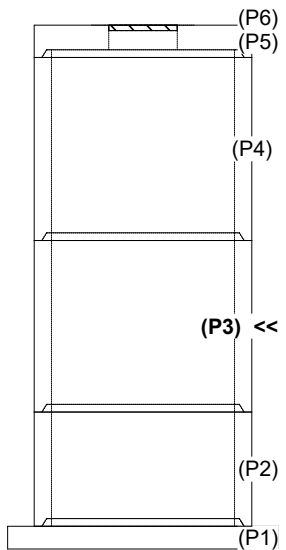
- P6) 36" x 60" - HATCH (CAST FLUSH) - 3"
- P5) 96" - MH FLAT TOP w/36"x60" Hatch F/G - 17"
- P4) 96" - MH RISER T/G - 96"
- P3) 96" - MH RISER T/G - 90"
- P2) 96" - MH RISER T/G - 60"
- P1) 96" - MH SEPARATE BASE-T EXT. 14" (142" OD) T/n - 12"
- 1) JOINT WRAP - 12" WD x 096" MAC WRAP
- 1) HATCH (Alum.) - HALLIDAY W2S 60"x36"
- 1) This Structure Includes a Cast-in Item
- 1) SPECIAL Internal Coating
- 1) SPECIAL Pre-Assembly of Ladder
- 4) 96" - Conseal CS-231 1.00" (Double)
- 1) 36" x 60" - Conseal CS-102 1.00" (Double)
- 2) Z-Lok - C107-6
- 1) PSX - 16Y NYLO
- 1) Kor-N-Seal2-S206-20
- 1) ~~Rim~~ 96" NYLO Rim to Invert: 12.65' Slack: 0" Sump: 111.2" Step Position: 6'

100 lb  
 8297 lb  
 23535 lb  
 22182 lb  
 14947 lb  
 19580 lb  
 0 lb  
 116 lb  
 0 lb  
 0 lb  
 0 lb  
 0 lb  
 0 lb  
 2 lb  
 8 lb  
 6 lb  
 88781 lb

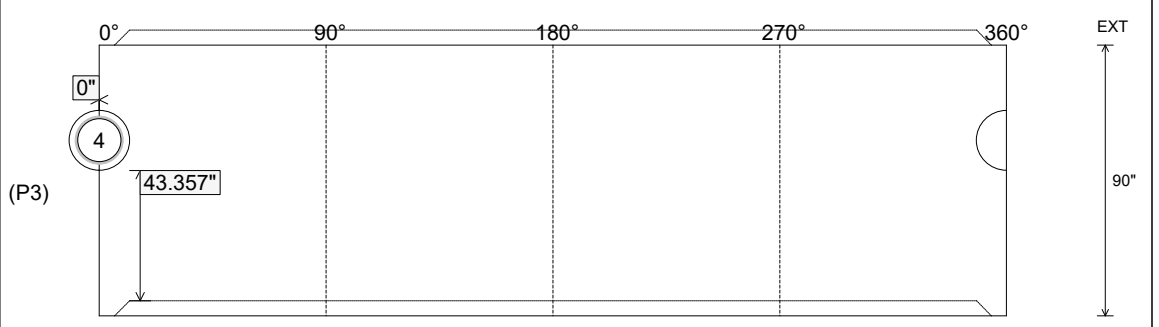
- Structure Notes:**
1. PER ASTM C478 SPECIFICATIONS.
  2. CONCRETE = 4,500 PSI AT 28 DAYS.
  3. NO STEPS / NO INVERT CHANNEL.
  4. HALLIDAY HATCH W2S6036 BY ICAST.
  5. ALL COMPONENTS TO HAVE INTERIOR VERSAFLEX FE100 EPOXY COATING BY ICAST.
  6. AL LADDER BY ICAST, INSTALLED.
- 12" BASE SLAB INCLUDES A 5" SOLID TONGUE
- REINFORCING PER ASTM A615 (GRADE 60).  
 - TOP SLAB (As .31) #5 BARS AT 6" C.C.E.W.  
 - RISER/WALLS (As .18)  
 - FLOOR (As .37) #5 BARS AT 10" C.C.E.W.

Position	Elev	Angle	Ext. (cw)	Pipe	Pipe OD	Connector	Hole	Horz Size	Up (L)	Offset
Invert 1										
Invert 2										
Invert 3										
Invert 4	985.23'	0°	0"	16" PVC SCH80	16"	Kor-N-Seal2 S206-20	20"	20.148"	43.357"	0"
Invert 5										
Invert 6										
Invert 7										
Invert 8										

**RIGHT-SIDE UP VIEW (int. dimensions)**



**INSIDE WALL DIMENSIONS**



Coating (Int): Coating (Ext):	Seam Up: Tongue Seam Dn: Groove	Wall Thickness: 9" Floor Height: 0"	Height (Int): 90" Height (Ext): 90"	Weight (Net): 22182 lb Volume (Net): 5.67cu.yd
----------------------------------	------------------------------------	--	--	---