

Job Name: 25-4690 - Elk Horn Estates Unit 1
 Job Location: Winchester, KY
 Contractor: C&R Asphalt, LLC

Plant: 100

1/26/2026 11:08:38 AM

Tech: J. Horsley - F

PC: T. Lewis



Structure ID: JB1

P1 MH048BA48

MH BASE T/n

- P4) 24" - CASTING HEIGHT - 7"
- P3) 24" - GRADE RING F/F - 4"
- P2) 48" - ECC CONE w/ 24" HOLE F/G - 36"
- P1) 48" - MH BASE T/n - 48"
- 1) CASTING - HOE MCB-315-R F/G
- 1) 48" - Conseal CS-102 1.00"
- 2) Hole - 20
- 7) MH Step ML-10-TDS-NCR - 10"

0 lb
 270 lb
 3000 lb
 4413 lb
 258 lb
 0 lb
 0 lb
 0 lb

 Structure Total: 7941 lb

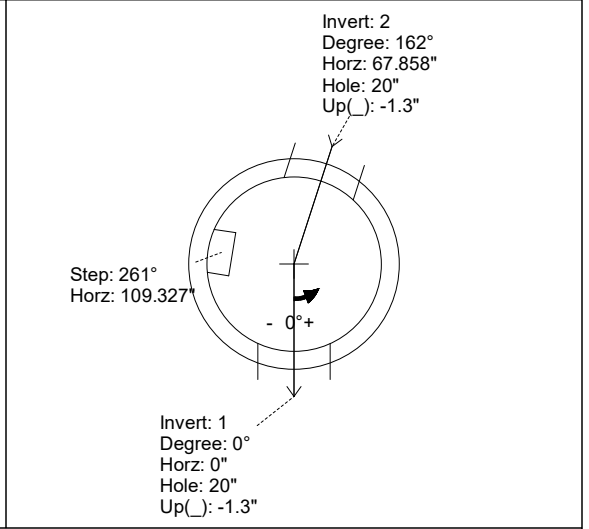
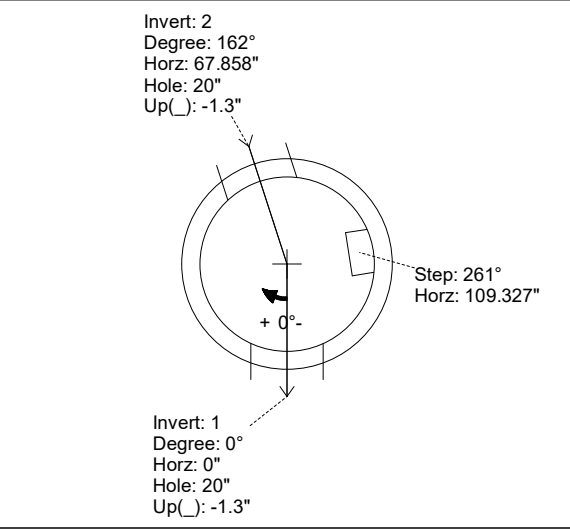
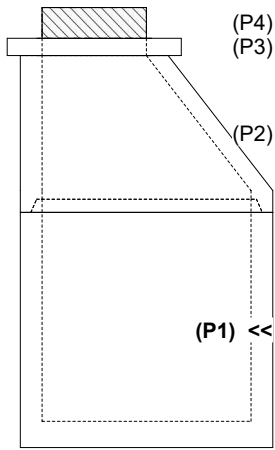
- Structure Notes:**
1. PER ASTM C-478 SPECIFICATIONS
 2. CONCRETE: 4,000 PSI AT 28 DAYS
 3. REINFORCEMENT: PER ASTM A615
 4. NO STORM INVERT
 5. STEPS AT 261 DEGREES
 6. HOE MCB-315-R FRAME & RADIAL GRATE SUPPLIED BY ICAST

Rim: 1004.5' Rim to Invert: 8' Slack: 1" Sump: 0" Step Position: 261°

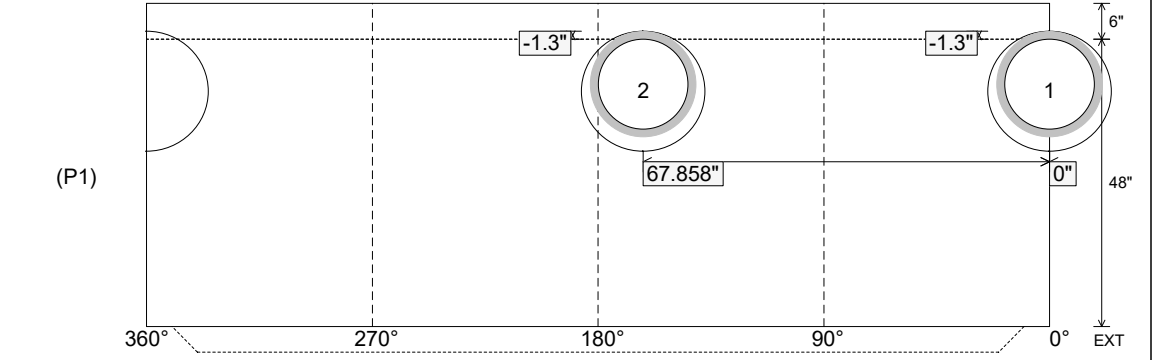
Position	Elev	Angle	Ext. (cw)	Pipe	Pipe OD	Connector	Hole	Horz Size	Up (↓)	Offset
Invert 1	996.5'	0°	0"	15" HDPE	17.6"	Hole 20	20"	20.629"	-1.3"	0"
Invert 2	996.5'	162°	81.996"	15" HDPE	17.6"	Hole 20	20"	20.629"	-1.3"	0"
Invert 3										
Invert 4										
Invert 5										
Invert 6										
Invert 7										
Invert 8										

RIGHT-SIDE UP VIEW (int. dimensions)

UPSIDE-DOWN VIEW (int. dimensions)



INSIDE WALL DIMENSIONS



Coating (Int): Coating (Ext):	Seam Up: Tongue Seam Dn: n/a	Wall Thickness: 5" Floor Height: 6"	Height (Int): 48" Height (Ext): 54"	Weight (Net): 4413 lb Volume (Net): 1.13cu.yd
----------------------------------	---------------------------------	--	--	--