

Job Name: 25-4686 Fivestar 6585
Job Location: Monticello, KY
Contractor: Weddle Enterprises, Inc

PC: Celina Goff
 TECH: J. Horsley - A
 Plant: 100



Structure ID: **8 (9)**
 Spec: Storm
 Type: BX 8inW, 8inF
 Size: 24" x 24"

Rim: 954.09'
 Invert: 950.59'
 Rim to Invert: 3.5'

Sump: 0"
 Floor (Top): 950.59'
 Floor Height: 8"

Floor (Bot): 949.923'
 Overall Height: 4.167'
 Slack: 0"

Structure Notes:

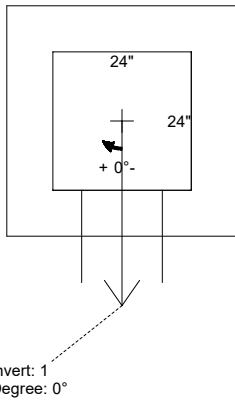
1. PER ASTM C-913 SPECIFICATIONS
2. CONCRETE: 4,000 PSI AT 28 DAYS
3. REINFORCEMENT: #5 BAR @ 12" C.C. E.W. (GRADE 60)
4. NO STORM INVERT
5. NO STEPS
6. HOE 280T FRAME & GRATE SUPPLIED BY OTHERS

STRUCTURE SUMMARY:

P2) 24" x 24" - CASTING HEIGHT - 4"
 P1) 24" x 24" - BOX BASE 8inW, 8inF, Variable Ht F/n - 38"
 1) 24" x 24" - Conseal CS-102 1.00"
 1) Hole - 14

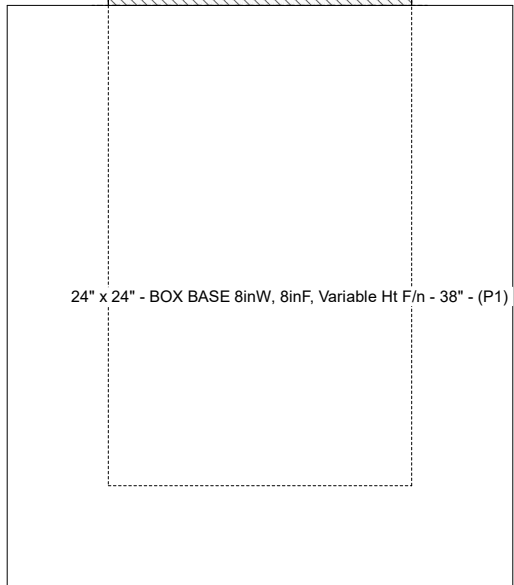
0 lb
 4236 lb
 0 lb
 0 lb

 Structure Total: 4236 lb

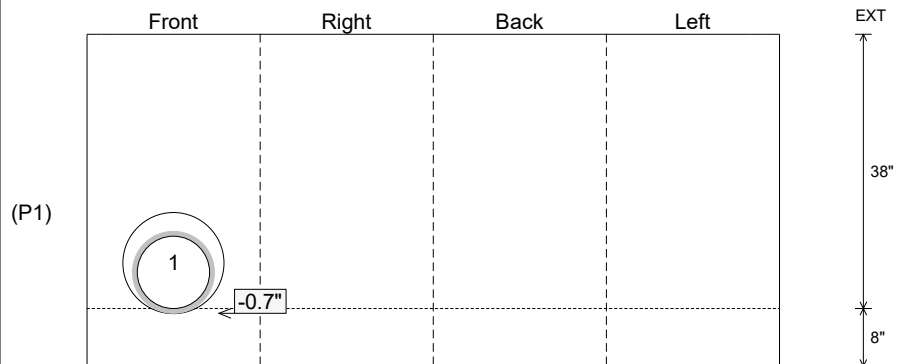


Position	Elev	Angle	Pipe	Pipe OD	Hole	Connector	Up ()	Ref
Rim	954.09'							
Reducer								
Invert 1	950.59'	0°	10" HDPE	11.4"	14"	Hole 14	-0.7"	P1
Invert 2								
Invert 3								
Invert 4								
Invert 5								
Invert 6								
Invert 7								
Invert 8								

24" x 24" - CASTING HEIGHT - 4" - (P2)



Cast (Int. Dim.) - Interior Dimensions



Submittal Drawing
 1/24/2026 3:13:24 PM

SUBMITTAL
 APPROVED BY: