

Job Name: 25-4686 Fivestar 6585 Job Location: Monticello, KY Contractor: Weddle Enterprises, Inc	Plant: 100 1/24/2026 3:32:07 PM	Tech: J. Horsley - A PC: Celina Goff	
--	------------------------------------	---	--

Structure ID: 7 (8)

P1 BX2424-08BAVF

BOX BASE 8inW, 8inF, Variable Ht F/n

P2) 24" x 24" - CASTING HEIGHT - 4"
P1) 24" x 24" - BOX BASE 8inW, 8inF, Variable Ht F/n - 39"
1) 24" x 24" - Conseal CS-102 1.00"
2) Hole - 14

0 lb
4196 lb
0 lb
0 lb

Structure Total: 4196 lb

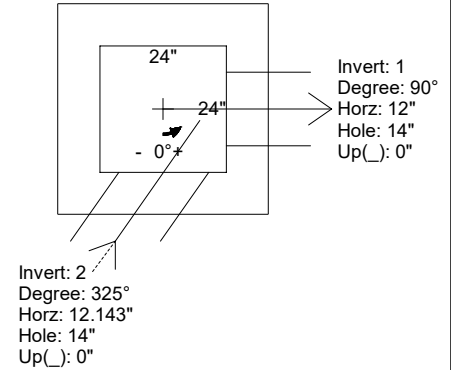
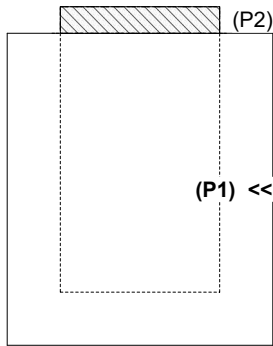
- Structure Notes:**
1. PER ASTM C-913 SPECIFICATIONS
 2. CONCRETE: 4,000 PSI AT 28 DAYS
 3. REINFORCEMENT: #5 BAR @ 12" C.C. E.W. (GRADE 60) - 2" MIN. REBAR CLEARANCE (TYP)
 4. NO STORM INVERT
 5. NO STEPS
 6. HOE 280T FRAME & GRATE SUPPLIED BY OTHERS

Rim: 955.58' Rim to Invert: 3.57' Slack: 0.54" Sump: 0.7" Step Position:

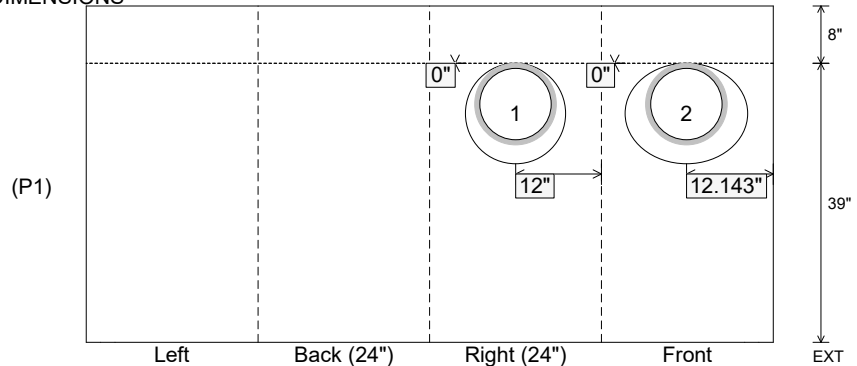
Position	Elev	Angle	Ext. (cw)	Pipe	Pipe OD	Connector	Hole	Horz Size	Up ()	Offset
Invert 1	952.01'	90°	20"	10" HDPE	11.4"	Hole 14	14"	14"	0"	0"
Invert 2	952.01'	325°	14.541"	10" HDPE	11.4"	Hole 14	14"	17.091"	0"	7"
Invert 3										
Invert 4										
Invert 5										
Invert 6										
Invert 7										
Invert 8										

RIGHT-SIDE UP VIEW (int. dimensions)

UPSIDE-DOWN VIEW (int. dimensions)



INSIDE WALL DIMENSIONS



Coating (Int): Coating (Ext):	Seam Up: Flat Seam Dn: n/a	Wall Thickness: 8" Floor Height: 8"	Height (Int): 39" Height (Ext): 47"	Weight (Net): 4196 lb Volume (Net): 1.07cu.yd
----------------------------------	-------------------------------	--	--	--