

Job Name: 25-4686 Fivestar 6585
Job Location: Monticello, KY
Contractor: Weddle Enterprises, Inc

PC: Celina Goff
 TECH: J. Horsley - A
 Plant: 100



Structure ID: 10 (11)
 Spec: Storm
 Type: BX 8inW, 8inF
 Size: 24" x 24"

Rim: 953.67'
 Invert: 949.96'
 Rim to Invert: 3.71'

Sump: 0"
 Floor (Top): 949.96'
 Floor Height: 8"

Floor (Bot): 949.293'
 Overall Height: 4.333'
 Slack: 0.52"

Structure Notes:

1. PER ASTM C-913 SPECIFICATIONS
2. CONCRETE: 4,000 PSI AT 28 DAYS
3. REINFORCEMENT: #5 BAR @ 12" C.C. E.W. (GRADE 60)
4. NO STORM INVERT
5. NO STEPS
6. HOE 280T FRAME & GRATE SUPPLIED BY OTHERS

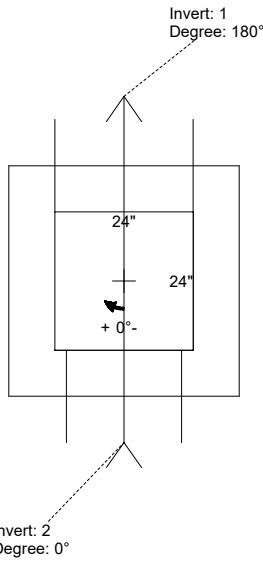
STRUCTURE SUMMARY:

P2) 24" x 24" - CASTING HEIGHT - 4"
 P1) 24" x 24" - BOX BASE 8inW, 8inF, Variable Ht F/n - 40"
 1) 24" x 24" - Conseal CS-102 1.00"

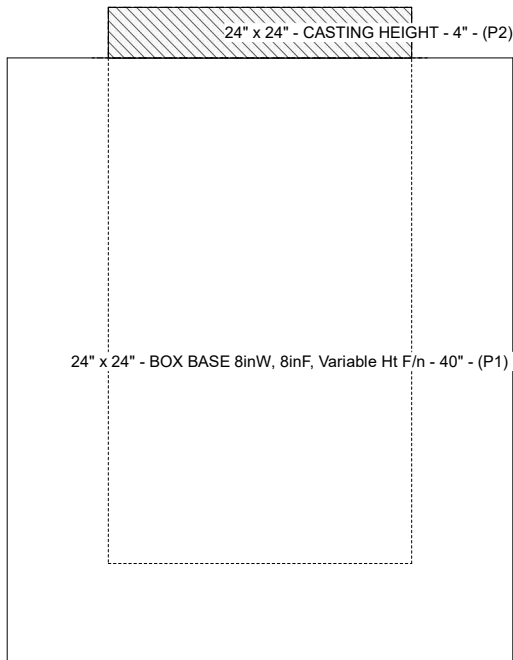
1) Hole - 24
 1) Hole - 20

0 lb
 4072 lb
 0 lb
 0 lb
 0 lb

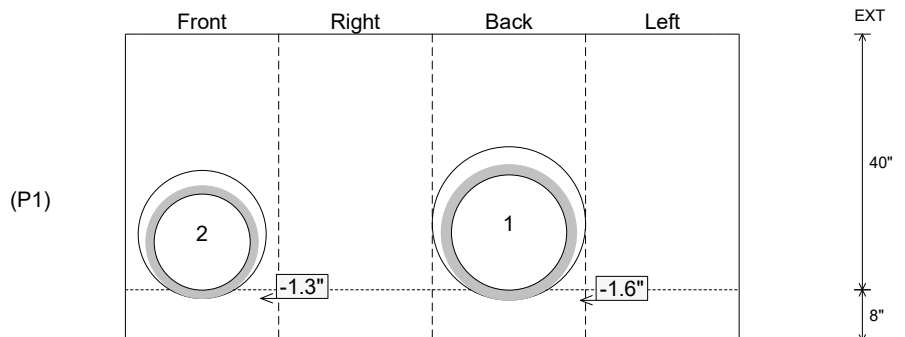
 Structure Total: 4072 lb



| Position | Elev | Angle | Pipe | Pipe OD | Hole | Connector | Up (") | Ref |
|----------|---------|-------|----------|---------|------|-----------|--------|-----|
| Rim | 953.67' | | | | | | | |
| Reducer | | | | | | | | |
| Invert 1 | 949.96' | 180° | 18" HDPE | 21.2" | 24" | Hole 24 | -1.6" | P1 |
| Invert 2 | 949.96' | 0° | 15" HDPE | 17.6" | 20" | Hole 20 | -1.3" | P1 |
| Invert 3 | | | | | | | | |
| Invert 4 | | | | | | | | |
| Invert 5 | | | | | | | | |
| Invert 6 | | | | | | | | |
| Invert 7 | | | | | | | | |
| Invert 8 | | | | | | | | |



Cast (Int. Dim.) - Interior Dimensions



Submittal Drawing
 1/24/2026 3:13:25 PM

SUBMITTAL
 APPROVED BY: