

Job Name: 25-4686 Fivestar 6585	Plant: 100	Tech: J. Horsley - A	
Job Location: Monticello, KY Contractor: Weddle Enterprises, Inc	1/24/2026 3:32:04 PM	PC: Celina Goff	

Structure ID: 1 (2)

P1 BX2424-08BAVF

BOX BASE 8inW, 8inF, Variable Ht F/n

- P2) 24" x 24" - CASTING HEIGHT - 4"
- P1) 24" x 24" - BOX BASE 8inW, 8inF, Variable Ht F/n - 29"
- 1) 24" x 24" - Conseal CS-102 1.00"
- 1) Hole - 18

0 lb
3395 lb
0 lb
0 lb

Structure Total: 3395 lb

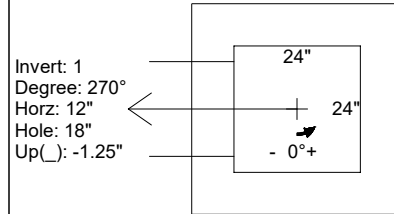
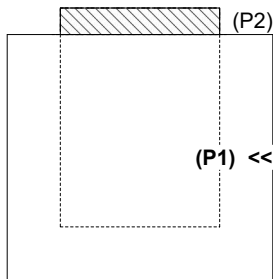
- Structure Notes:
1. PER ASTM C-913 SPECIFICATIONS
 2. CONCRETE: 4,000 PSI AT 28 DAYS
 3. REINFORCEMENT: #5 BAR @ 12" C.C. E.W. (GRADE 60) - 2" MIN. REBAR CLEARANCE (TYP)
 4. NO STORM INVERT
 5. NO STEPS
 6. HOE 280T FRAME & GRATE SUPPLIED BY OTHERS

Rim: 953.97' Rim to Invert: 2.76' Slack: 0.12" Sump: 0" Step Position:

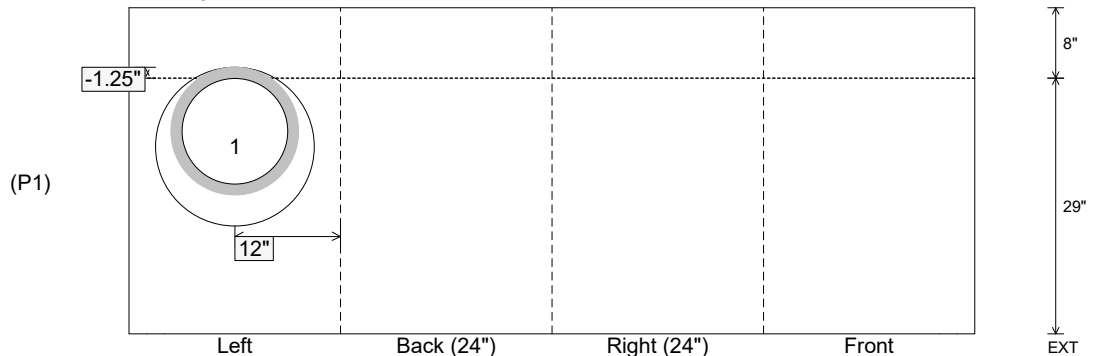
Position	Elev	Angle	Ext. (cw)	Pipe	Pipe OD	Connector	Hole	Horz Size	Up ()	Offset
Invert 1	951.21'	270°	20"	12" HDPE	14.5"	Hole 18	18"	18"	-1.25"	0"
Invert 2										
Invert 3										
Invert 4										
Invert 5										
Invert 6										
Invert 7										
Invert 8										

RIGHT-SIDE UP VIEW (int. dimensions)

UPSIDE-DOWN VIEW (int. dimenions)



INSIDE WALL DIMENSIONS



Coating (Int): Coating (Ext):	Seam Up: Flat Seam Dn: n/a	Wall Thickness: 8" Floor Height: 8"	Height (Int): 29" Height (Ext): 37"	Weight (Net): 3395 lb Volume (Net): 0.87cu.yd
----------------------------------	-------------------------------	--	--	--