

Job Name: 25-4685BC - Industrial Drive Extension
Job Location: Morgantown, WV
Contractor: Scotty's Contracting & Stone, LLC

PC: C. Goff
 TECH: J. Horsley
 Plant: 100



Structure ID: **BOX. CULV. 8x4**

Spec: Box Culvert
 Type: Box Culvert (08W/08F/08T)
 Size: 96" x 48"

Rim: 80'
 Invert: 80'
 Rim to Invert: 0'

Sump: 0"
 Floor (Top): 0"
 Floor Height: 0"

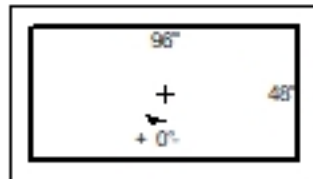
Floor (Bot): 0'
 Overall Height: 80'
 Slack: 0"

Structure Notes:

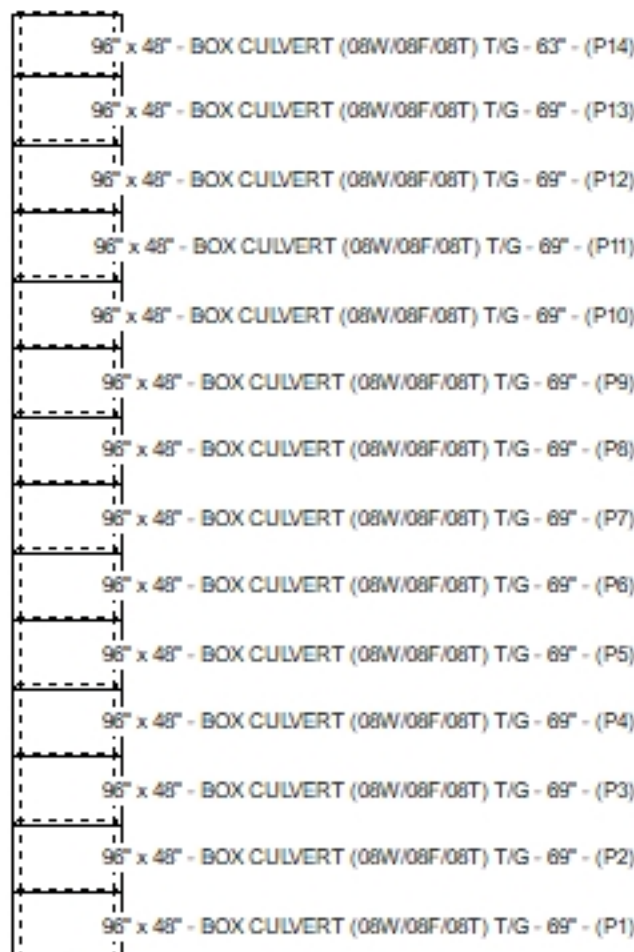
- PER ASTM C1577 SPECIFICATIONS.
- REINFORCING PER ASTM C1577 (GRADE 60).

STRUCTURE SUMMARY:

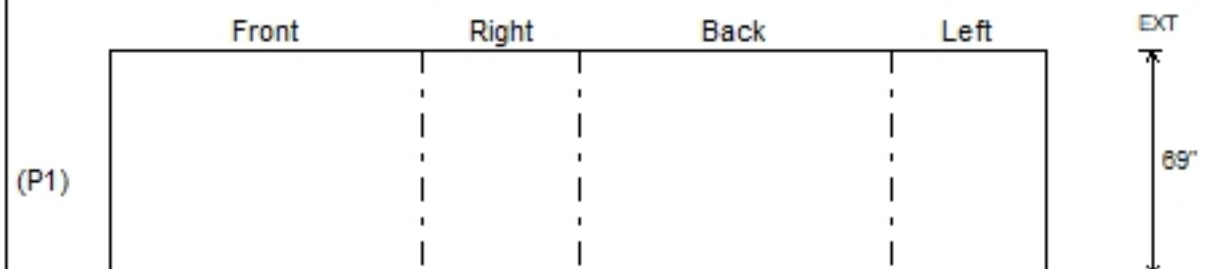
P14) 96" x 48" - BOX CULVERT (08W/08F/08T) T/G - 63"	13533 lb
P13) 96" x 48" - BOX CULVERT (08W/08F/08T) T/G - 69"	14822 lb
P12) 96" x 48" - BOX CULVERT (08W/08F/08T) T/G - 69"	14822 lb
P11) 96" x 48" - BOX CULVERT (08W/08F/08T) T/G - 69"	14822 lb
P10) 96" x 48" - BOX CULVERT (08W/08F/08T) T/G - 69"	14822 lb
P9) 96" x 48" - BOX CULVERT (08W/08F/08T) T/G - 69"	14822 lb
P8) 96" x 48" - BOX CULVERT (08W/08F/08T) T/G - 69"	14822 lb
P7) 96" x 48" - BOX CULVERT (08W/08F/08T) T/G - 69"	14822 lb
P6) 96" x 48" - BOX CULVERT (08W/08F/08T) T/G - 69"	14822 lb
P5) 96" x 48" - BOX CULVERT (08W/08F/08T) T/G - 69"	14822 lb
P4) 96" x 48" - BOX CULVERT (08W/08F/08T) T/G - 69"	14822 lb
P3) 96" x 48" - BOX CULVERT (08W/08F/08T) T/G - 69"	14822 lb
P2) 96" x 48" - BOX CULVERT (08W/08F/08T) T/G - 69"	14822 lb
P1) 96" x 48" - BOX CULVERT (08W/08F/08T) T/G - 69"	14822 lb
7) JOINT WRAP - 0.065"x12"x50' CONSEAL CS212	0 lb
3) JOINT WRAP PRIMER - CONSEAL CS-75 (1 gal.)	0 lb
14) 96" x 48" - Conseal CS-102 1.00'	0 lb
Structure Total:	206222 lb



Position	Elev	Angle	Pipe	Pipe OD	Hole	Connector	Up ()	Ref
Rim	80'							
Reducer								
Invert 1								
Invert 2								
Invert 3								
Invert 4								
Invert 5								
Invert 6								
Invert 7								
Invert 8								



Cast (Int. Dim.) - Interior Dimensions



Submittal Drawing
 2/19/2026 3:32:28 PM

SUBMITTAL
 APPROVED BY: