Job Name: 25-4665 - Buckhorn WTP Job Location: Hazard, KY Contractor: Smith Contractors, Inc.	Plant: 100 8/5/2026 7:15:15 AM	Tech: J. Horsley PC: E. Bradley	

Structure ID: 54665 (4)

P9 MH144RSVF MH RISER Custom Ht T/G

P11)	48" x 36" - HATCH (CAST FLUSH) - 0"	100 lb
P10)	144" - MH FLAT TOP w/(2) 48"x36" & (1) 30"x30" Hatches F/G - 18"	19696 lb
P9)	144" - MH RISER Custom Ht T/G - 67"	36049 lb
P8)	144" - MH RISER Custom Ht T/G - 67"	36049 lb
P7)	144" - MH RISER Custom Ht T/G - 81"	43581 lb
P6)	144" - MH RISER Custom Ht T/G - 80"	43043 lb
P5)	144" - MH RISER Custom Ht T/G - 29"	15603 lb
P4)	144" - MH RISER Custom Ht T/G - 74"	39815 lb
P3)	144" - MH RISER Custom Ht T/G - 74"	39815 lb
P2)	144" - MH RISER Custom Ht T/F - 74"	39445 lb
P1)	144" - P.I.P. BY OTHERS - BTM SLAB F/n - 0"	0 lb
8)	JOINT WRAP - 12" WD x 144" MAC WRAP	0 lb
1)	SECONDARY POUR - Intermediate Slab (In Riser P5)	13500 lb
1)	This Structure Includes a Cast-in Item - Hatches (Supplied by Others)	0 lb
4)	Stainless Steel Strap - 3"W x 24"L Stainless Steel Strap	0 lb
9)	144" - Conseal CS-231 1.00" (Double)	0 lb
1)	A-Lok - 0630	1 lb
	Structure Total:	326699 lb

Rim: 755' Rim to Invert: 46' Slack: 0" Sump: 12" Step Position:

Structure Notes:

1. PER ASTM C478 SPECIFICATIONS.
2. CONCRETE = 4,500 PSI AT 28 DAYS.
3. REINFORCEMENT PER ASTM A615.
4. NO STEPS
5. 2 EA. HALLIDAY W1R 48"x36" HATCHES & 1 EA. HALLIDAY W1R 30"x30" HATCH SUPPLIED BY OTHERS TO BE CAST INTO FLAT LID.
6. LADDER SUPPLIED BY OTHERS.
7. 4 EA. 3"W x 24"L S.S.STRAPS. SUPPLIED BY ICAST.

Position	Elev	Angle	Ext. (cw)	Pipe	Pipe OD	Connector	Hole	Horz Size	Up (_)	Offset
Invert 1										
Invert 2										
Invert 3										
Invert 4										
Invert 5										
Invert 6										
Invert 7										
Invert 8										

RIGHT-SIDE UP VIEW (int. dimensions)

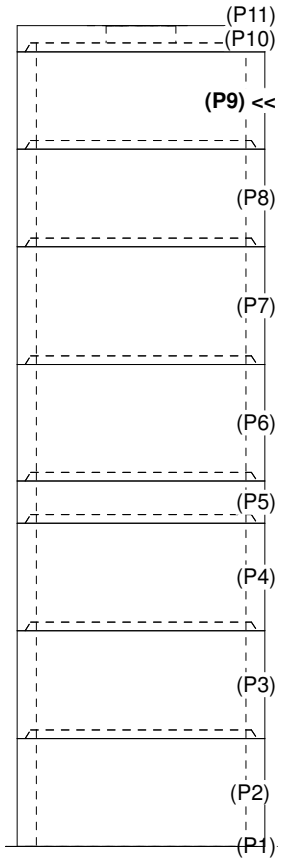

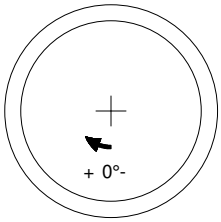

INSIDE WALL DIMENSIONS

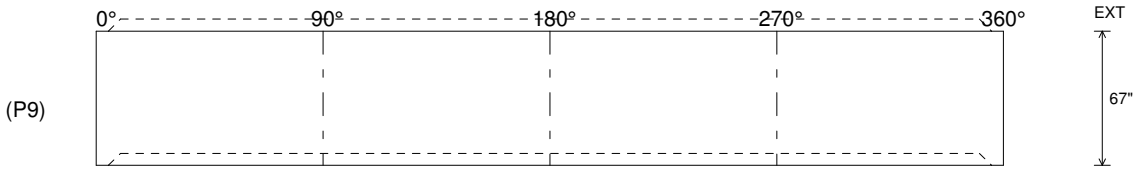

Coating (Int): Coating (Ext):	Seam Up: Tongue Seam Dn: Groove	Wall Thickness: 13" Floor Height: 0"	Height (Int): 67" Height (Ext): 67"	Weight (Net): 36049 lb Volume (Net): 9.21cu.yd