

Job Name: 25-4665 - Buckhorn WTP  
 Job Location: Hazard, KY  
 Contractor: Smith Contractors, Inc.

Plant: 100  
 4/9/2026 3:44:43 PM

Tech: J. Horsley  
 PC: E. Bradley



**Structure ID: 54665 (4)**

**P2 MH144RSVF**

**MH RISER Custom Ht T/F**

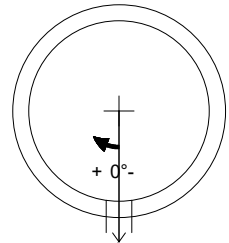
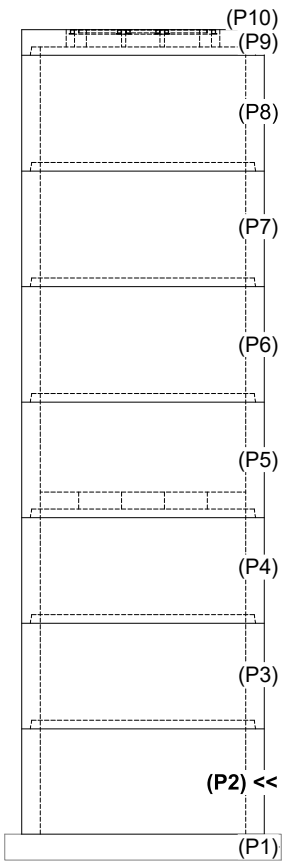
P10) 48" x 36" - HATCH (CAST FLUSH) - 0"	0 lb
P9) 144" - MH FLAT TOP w/(2) 48"x36" & (1) 30"x30" Hatches F/G - 18"	19644 lb
P8) 144" - MH RISER Custom Ht T/G - 81"	43581 lb
P7) 144" - MH RISER Custom Ht T/G - 81"	43581 lb
P6) 144" - MH RISER Custom Ht T/G - 81"	43581 lb
P5) 144" - MH RISER Custom Ht T/G - 81"	43581 lb
P4) 144" - MH RISER Custom Ht T/G - 74"	39815 lb
P3) 144" - MH RISER Custom Ht T/G - 74"	39815 lb
P2) 144" - MH RISER Custom Ht T/F - 74"	39445 lb
P1) 144" - P.I.P. BY OTHERS - BTM SLAB F/n - 0"	0 lb
7) JOINT WRAP - 12" WD x 144" MAC WRAP	0 lb
1) SECONDARY POUR - Intermediate Slab (In Riser P5)	13500 lb
1) This Structure Includes a Cast-in Item - Hatches (Supplied by Others)	0 lb
4) Stainless Steel Strap - 3"W x 24"L Stainless Steel Strap	0 lb
8) 144" - Conseal CS-231 1.00" (Double)	0 lb
1) A-Lok - 0630	1 lb
<b>Structure Total:</b>	<b>326544 lb</b>

**Structure Notes:**  
 1. PER ASTM C-478 SPECIFICATIONS  
 2. CONCRETE: 4,500 PSI AT 28 DAYS  
 3. REINFORCEMENT: PER ASTM A615  
 4. NO STEPS  
 5. 2 EA. HALLIDAY W1R 48" X 36" HATCHES & 1 EA. HALLIDAY W1R 30" X 30" HATCH SUPPLIED BY OTHERS - TO BE CAST INTO FLAT LID  
 6. LADDER SUPPLIED BY OTHERS  
 7. 4 EA. 3"W X 24"L STAINLESS STEEL STRAPS SUPPLIED BY ICAST

Rim: 755' Rim to Invert: 46' Slack: 0" Sump: 12" Step Position:

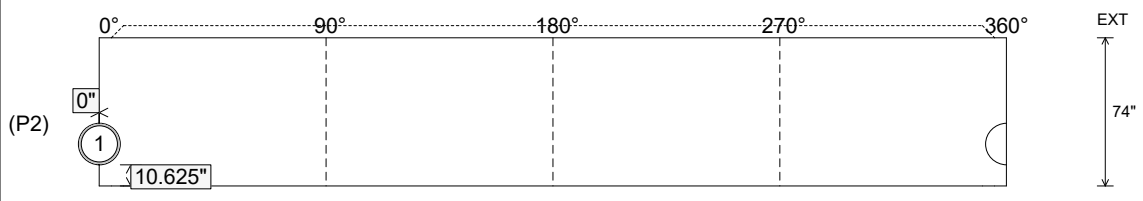
Position	Elev	Angle	Ext. (cw)	Pipe	Pipe OD	Connector	Hole	Horz Size	Up ( )	Offset
Invert 1	709'	0°	0"	18" DI	19.5"	A-Lok 0630	20.75"	20.822"	10.625"	0"
Invert 2										
Invert 3										
Invert 4										
Invert 5										
Invert 6										
Invert 7										
Invert 8										

**RIGHT-SIDE UP VIEW (int. dimensions)**



Invert: 1  
 Degree: 0°  
 Horz: 0"  
 Hole: 20.75"  
 Up( ): 10.625"

**INSIDE WALL DIMENSIONS**



Coating (Int): Coating (Ext):	Seam Up: Tongue Seam Dn: Flat	Wall Thickness: 13" Floor Height: 0"	Height (Int): 74" Height (Ext): 74"	Weight (Net): 39445 lb Volume (Net): 10.07cu.yd
----------------------------------	----------------------------------	---	--	--