

Job Name: 25-4631 Bishop Cotton Apartments
 Job Location: Owensboro, KY
 Contractor: Winwater Hartford KY Co.

Plant: 100

1/21/2026 12:48:06 PM

Tech: J. Horsley - A

PC: Andy Chambers



Structure ID: BA2 (6)

P1 MH048BA30

MH BASE T/n

- P3) 24" x 36" - CASTING HEIGHT - 6"
- P2) 48" - MH FLAT TOP w/24"x36" Hole F/G - 12"
- P1) 48" - MH BASE T/n - 30"
- 1) CASTING - HOE 525 SET (F/G/H)
- 1) 48" - Conseal CS-102 1.00"
- 1) 24" x 36" - Conseal CS-102 1.00"
- 2) Hole - 26
- 1) Hole - 12

0 lb
 1300 lb
 2757 lb
 442 lb
 0 lb
 0 lb
 0 lb
 0 lb

 0 lb
 Structure Total: 4499 lb

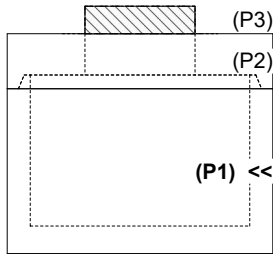
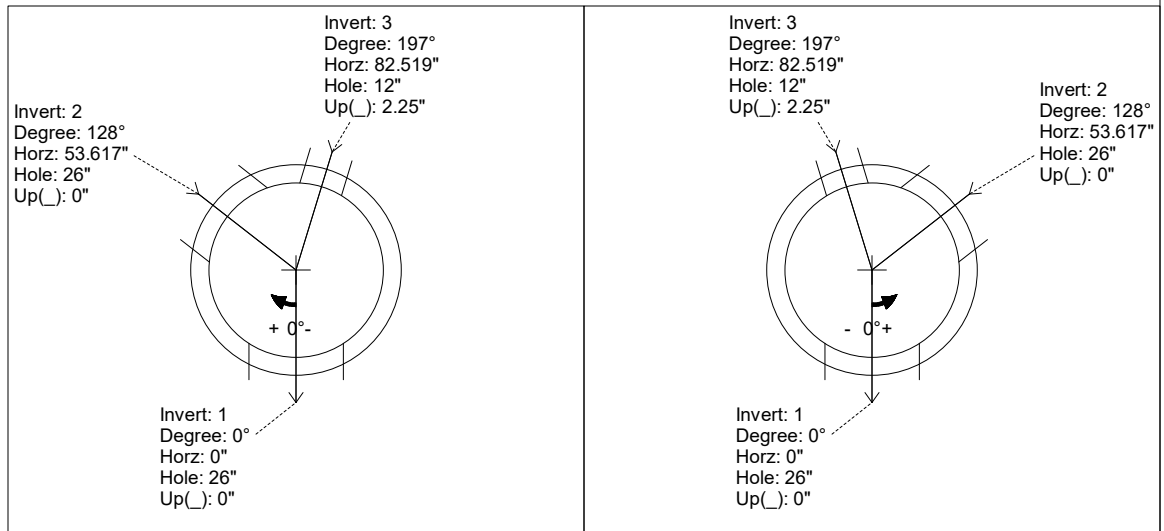
- Structure Notes:**
1. PER ASTM C-478 SPECIFICATIONS
 2. CONCRETE: 4,000 PSI AT 28 DAYS
 3. REINFORCEMENT: PER ASTM A615
 4. NO STORM INVERT
 5. NO STEPS
 6. HOE 525 FRAME, GRATE, & CURB HOOD SUPPLIED BY ICAST

Rim: 440.23' Rim to Invert: 3.99' Slack: 2.38" Sump: 2.5" Step Position:

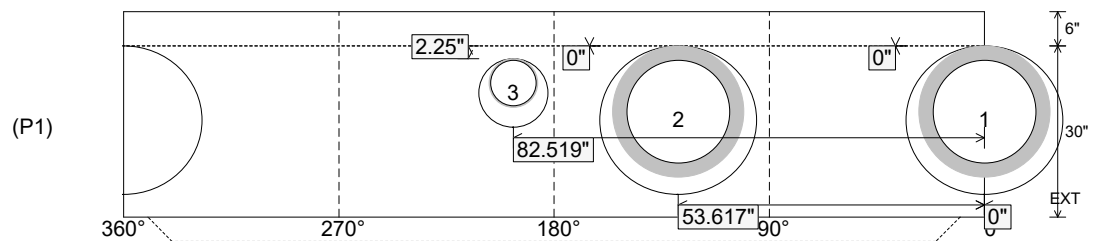
Position	Elev	Angle	Ext. (cw)	Pipe	Pipe OD	Connector	Hole	Horz Size	Up ()	Offset
Invert 1	436.24'	0°	0"	18" RCP B WALL	23"	Hole 26	26"	27.476"	0"	0"
Invert 2	436.24'	128°	64.787"	18" RCP B WALL	23"	Hole 26	26"	27.476", 18.042"	0"	0"
Invert 3	436.24'	197°	99.711"	8" PVC SDR26	8.5"	Hole 12	12"	12.129"	2.25"	0"
Invert 4										
Invert 5										
Invert 6										
Invert 7										
Invert 8										

RIGHT-SIDE UP VIEW (int. dimensions)

UPSIDE-DOWN VIEW (int. dimensions)



INSIDE WALL DIMENSIONS



Coating (Int):
 Coating (Ext):

Seam Up: Tongue
 Seam Dn: n/a

Wall Thickness: 5"
 Floor Height: 6"

Height (Int): 30"
 Height (Ext): 36"

Weight (Net): 2757 lb
 Volume (Net): 0.7cu.yd