Job Name: 25-4547 - WWTP Improvements & Hydraulic Expansion Job Location: Shepherdsville, KY Contractor: Pace Contracting, LLC	Plant: 100 6/4/2026 5:54:15 PM	Tech: Jared - F PC: J Jarvis	

Structure ID: WAS VAULT 1

P1 MH060BAVF **MH BASE Custom Ht T/n**

P3) 36" x 36" - CASTING HEIGHT - 0"	0 lb
P2) 60" - MH FLAT TOP w/36"x36" Hatch F/G - 13"	2132 lb
P1) 60" - MH BASE Custom Ht T/n - 59"	8842 lb
1) HATCH (Alum.) - HALLIDAY W1S 36"x36"	78 lb
1) 60" - Conseal CS-102 1.00" (Double)	0 lb
1) 36" x 36" - Conseal CS-102 1.00" (Double)	0 lb
2) PSX - 8QRS DD	13 lb
Structure Total:	11065 lb

Structure Notes: .
1. PER ASTM C478 SPECIFICATIONS.
2. CONCRETE = 4,000 PSI AT 28 DAYS.
3. HATCH SUPPLIED BY I-CAST (HALLIDAY W1S 36"X36")
.
REINFORCING PER ASTM A615 (GRADE 60).
- TOP SLAB (As .62) #5 BARS AT 6" C.C.E.W.
- RISER/WALLS (As .18)
- FLOOR (As .31) #5 BARS AT 12" C.C.E.W.

Rim: 454' Rim to Invert: 5.06' Slack: -0.002" Sump: 11.28" Step Position:

Position	Elev	Angle	Ext. (cw)	Pipe	Pipe OD	Connector	Hole	Horz Size	Up (_)	Offset
Invert 1	448.94'	0°	0"	4" DI	4.75"	PSX 8QRS DD	8"	8.024"	9.25"	0"
Invert 2	448.94'	180°	113.125"	4" DI	4.75"	PSX 8QRS DD	8"	8.024"	9.25"	0"
Invert 3										
Invert 4										
Invert 5										
Invert 6										
Invert 7										
Invert 8										

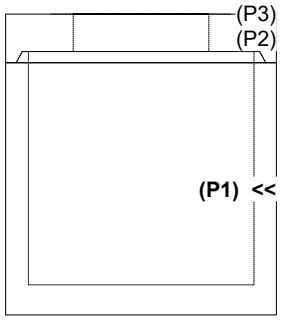

RIGHT-SIDE UP VIEW (int. dimensions)

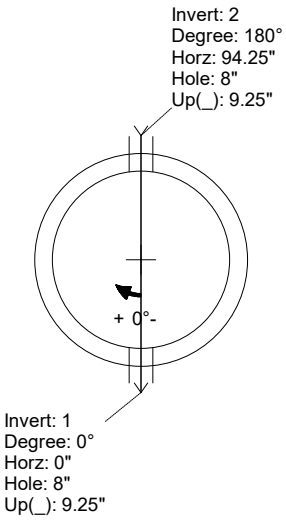

UPSIDE-DOWN VIEW (int. dimenions)

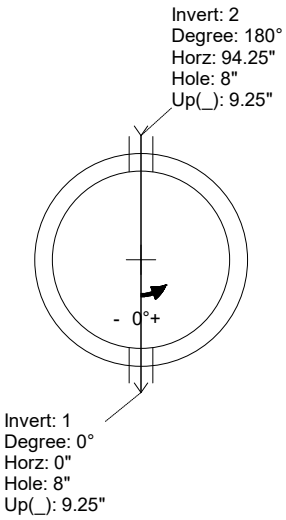

INSIDE WALL DIMENSIONS

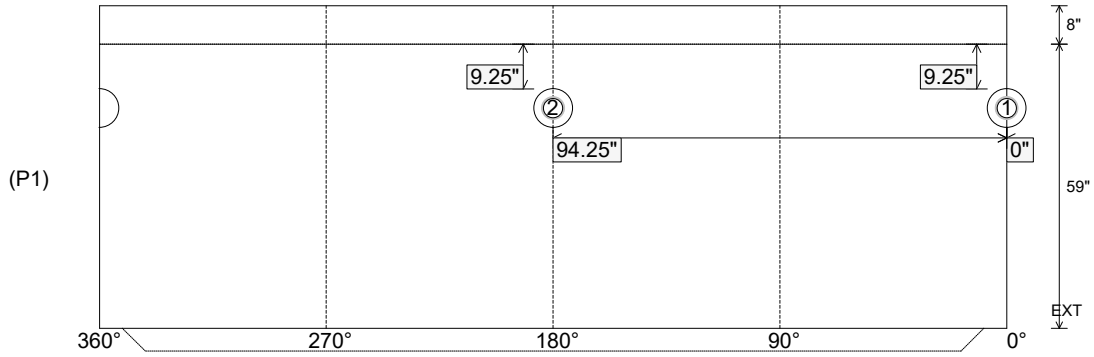

Coating (Int): Coating (Ext):	Seam Up: Tongue Seam Dn: n/a	Wall Thickness: 6" Floor Height: 8"	Height (Int): 59" Height (Ext): 67"	Weight (Net): 8842 lb Volume (Net): 2.26cu.yd